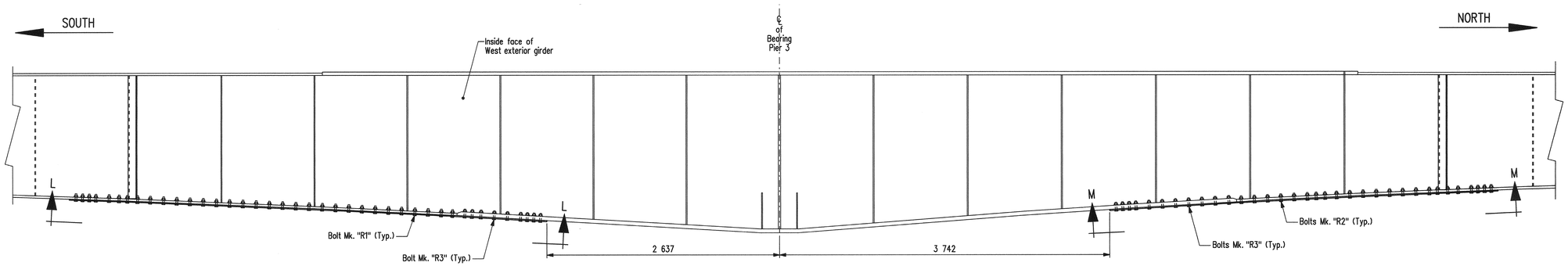

GIRDER "G9" ELEVATION

Showing locations of new bottom flange cover plates for girder "G9" at Pier 3.
Scale 1 : 25

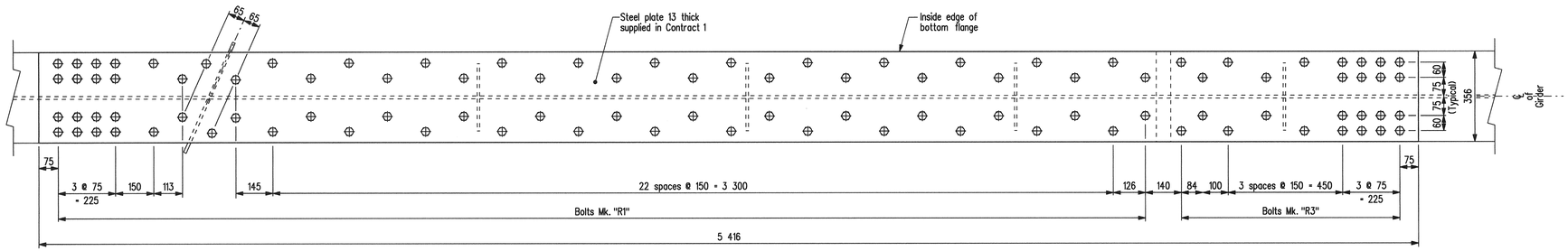

SECTION L-L

Showing bolt locations to be field drilled in girder "G9"
for new bottom flange cover plate installation at Pier 3.

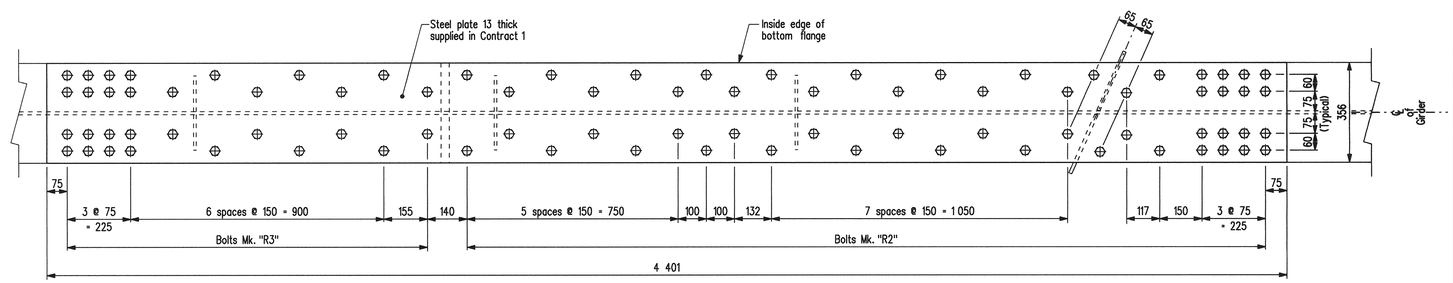

SECTION M-M

Showing bolt locations to be field drilled in girder "G9"
for new bottom flange cover plate installation at Pier 3.

BILL OF FASTENERS

FOR BOTTOM FLANGE COVER PLATES

Site No. 2924-00

MARK	No.	DESCRIPTION	SIZE	LENGTH	REMARKS
R1	1352	A325 bolt c/w grade DH heavy hex. nut & 2 hardened washers	19 ø	76	New bottom flange cover plates to existing girders "G1" to "G9"
R2	1004	A325 bolt c/w grade DH heavy hex. nut & 2 hardened washers	19 ø	82	New bottom flange cover plates to existing girders "G1" to "G9"
R3	1048	A325 bolt c/w grade DH heavy hex. nut & 2 hardened washers	19 ø	95	New bottom flange cover plates to existing girders "G1" to "G9"

REVISIONS

DATE	BY	DESCRIPTION

PROVINCE OF MANITOBA
Mar. 15/10
S.S. RIHAL
REGISTERED PROFESSIONAL ENGINEER

GIRDER G9 STRENGTHENING DETAILS

RECONSTRUCTION AND STRENGTHENING OF EXISTING BRIDGE
OVER ASSINIBOINE RIVER - CONTRACT THREE
ON P.T.H. No. 100 IN R.L.'S 72, 73 & 94
PARISH OF ST. CHARLES

CITY OF WINNIPEG

Manitoba
Infrastructure and Transportation
Water Control & Structures

RELEASED FOR CONSTRUCTION BY:
Ruth Eden March 15/10
DIRECTOR DATE
STRUCTURES, DESIGN AND CONSTRUCTION BRANCH

DESIGN	BY: M.B.C.	SCALE: 1 : 10 or As Shown
	CHECKED: S.S.R.	SHEET No. 55
DETAILS	BY: D.P.W.	
	CHECKED: S.S.R./J.J.	SITE No. 2924-00

..\292400contract3rehab.dgn 2010-03-10 7:39:09 AM