

Select Year Range



2013 to 2023

SEARCH

Search Summary

95 records returned

398 farm varieties grown on 58,550.0 acres

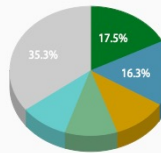
Average Yield

0.881 Tonnes (38.9 Bushels) per acre

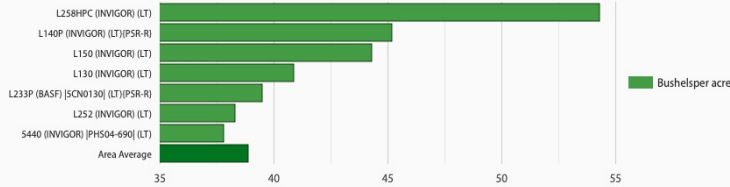
Summary includes aggregate data from 'below minimum tolerance' records

Top Varieties by Acres

- L233P (BASF) |SCN0130| (LT)|(PSR-R)
- L140P (INVIGOR) (LT)|(PSR-R)
- L252 (INVIGOR) (LT)
- L255PC (INVIGOR) |6CN0122| (LT) (PSR-R)
- S440 (INVIGOR) |PHS04-690| (LT)
- Other Varieties



Top Varieties by Yield



Data for bar and pie charts is aggregated according to search criteria. Records combined by year and region are weighted by their relative acreages.

Variety Yield Data

'Below Minimum Tolerance' records contain data from fewer than 3 producers or 500 acres, marked as such to retain producer anonymity. Data from these records is included in the Search Summary totals.

Copy to Clipboard

Save as XLS

Showing 1 to 50 of 94 entries

First Previous Next Last

Year	Risk Area / R.M.	Crop	Variety	Farms	Acres	Yield/acre (Metric)
2023	STE. ANNE	ARGENTINE CANOLA	L258HPC (INVIGOR) (LT)	6	1,321.0	1.232 Tonnes
2017	STE. ANNE	ARGENTINE CANOLA	L233P (BASF) SCN0130 (LT) (PSR-R)	3	555.0	1.204 Tonnes
2013	STE. ANNE	ARGENTINE CANOLA	S440 (INVIGOR) PHS04-690 (LT)	7	1,076.0	1.180 Tonnes
2017	STE. ANNE	ARGENTINE CANOLA	L140P (INVIGOR) (LT) (PSR-R)	18	2,420.0	1.180 Tonnes
2018	STE. ANNE	ARGENTINE CANOLA	L140P (INVIGOR) (LT) (PSR-R)	14	2,573.0	1.115 Tonnes
2013	STE. ANNE	ARGENTINE CANOLA	L150 (INVIGOR) (LT)	14	2,115.0	1.100 Tonnes
2018	STE. ANNE	ARGENTINE CANOLA	L233P (BASF) SCN0130 (LT) (PSR-R)	20	2,801.0	1.096 Tonnes
2019	STE. ANNE	ARGENTINE CANOLA	L255PC (INVIGOR) 6CN0122 (LT) (PSR-R)	8	1,374.0	1.085 Tonnes
2019	STE. ANNE	ARGENTINE CANOLA	L233P (BASF) SCN0130 (LT) (PSR-R)	14	2,152.0	1.054 Tonnes
2017	STE. ANNE	ARGENTINE CANOLA	L252 (INVIGOR) (LT)	5	684.0	1.046 Tonnes
2018	STE. ANNE	ARGENTINE CANOLA	L252 (INVIGOR) (LT)	5	581.0	0.971 Tonnes
2013	STE. ANNE	ARGENTINE CANOLA	L130 (INVIGOR) (LT)	6	577.0	0.927 Tonnes
2014	STE. ANNE	ARGENTINE CANOLA	L252 (INVIGOR) (LT)	12	1,298.0	0.923 Tonnes
2015	STE. ANNE	ARGENTINE CANOLA	L140P (INVIGOR) (LT) (PSR-R)	9	1,060.0	0.908 Tonnes
2016	STE. ANNE	ARGENTINE CANOLA	L140P (INVIGOR) (LT) (PSR-R)	18	2,641.0	0.898 Tonnes
2020	STE. ANNE	ARGENTINE CANOLA	L233P (BASF) SCN0130 (LT) (PSR-R)	14	2,043.0	0.890 Tonnes
2022	STE. ANNE	ARGENTINE CANOLA	L255PC (INVIGOR) 6CN0122 (LT) (PSR-R)	13	1,750.0	0.879 Tonnes

Select Year Range



SEARCH

Search Summary

148 records returned

408 farm varieties grown on 45,215.0 acres

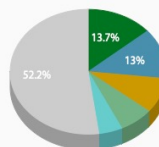
Average Yield

3.585 Tonnes (141.1 Bushels) per acre

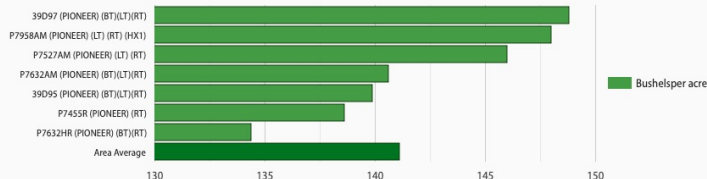
Summary includes aggregate data from 'below minimum tolerance' records

Top Varieties by Acres

- P7632AM (PIONEER) (BT)(LT)(RT)
- P7527AM (PIONEER) (LT) (RT)
- 39D97 (PIONEER) (BT)(LT)(RT)
- P7958AM (PIONEER) (LT) (RT) (HX1)
- 39D95 (PIONEER) (BT)(LT)(RT)
- Other Varieties



Top Varieties by Yield



Data for bar and pie charts is aggregated according to search criteria. Records combined by year and region are weighted by their relative acreages.

Variety Yield Data

'Below Minimum Tolerance' records contain data from fewer than 3 producers or 500 acres, marked as such to retain producer anonymity. Data from these records is included in the Search Summary totals.

Copy to Clipboard Save as XLS

Showing 1 to 50 of 147 entries

First Previous Next Last

Year	Risk Area / R.M.	Crop	Variety	Farms	Acres	Yield/acre (Metric)	Yield/acre (Imperial)
2022	STE. ANNE	GRAIN CORN	P7527AM (PIONEER) (LT) (RT)	8	779.0	4.421 Tonnes	174.0 Bushels
2013	STE. ANNE	GRAIN CORN	39D97 (PIONEER) (BT)(LT)(RT)	14	2,546.0	4.297 Tonnes	169.2 Bushels
2016	STE. ANNE	GRAIN CORN	P7958AM (PIONEER) (LT) (RT) (HX1)	9	1,036.0	4.143 Tonnes	163.1 Bushels
2023	STE. ANNE	GRAIN CORN	P7455R (PIONEER) (RT)	9	901.0	4.101 Tonnes	161.5 Bushels
2023	STE. ANNE	GRAIN CORN	P7527AM (PIONEER) (LT) (RT)	4	841.0	4.073 Tonnes	160.3 Bushels
2016	STE. ANNE	GRAIN CORN	P7632AM (PIONEER) (BT)(LT)(RT)	15	2,355.0	4.007 Tonnes	157.7 Bushels
2013	STE. ANNE	GRAIN CORN	39D95 (PIONEER) (BT)(LT)(RT)	14	1,306.0	3.970 Tonnes	156.3 Bushels
2015	STE. ANNE	GRAIN CORN	P7958AM (PIONEER) (LT) (RT) (HX1)	6	1,062.0	3.917 Tonnes	154.2 Bushels
2015	STE. ANNE	GRAIN CORN	P7632HR (PIONEER) (BT)(RT)	5	634.0	3.808 Tonnes	149.9 Bushels
2019	STE. ANNE	GRAIN CORN	P7527AM (PIONEER) (LT) (RT)	11	1,482.0	3.677 Tonnes	144.8 Bushels
2018	STE. ANNE	GRAIN CORN	P7527AM (PIONEER) (LT) (RT)	14	1,636.0	3.648 Tonnes	143.6 Bushels
2020	STE. ANNE	GRAIN CORN	P7861AM (PIONEER) (LT) (RT) (HX1) (YG)	9	980.0	3.419 Tonnes	134.6 Bushels

Select Year Range



2013 to 2023

SEARCH

Search Summary

373 records returned

1,178 farm varieties grown on 240,969.0 acres

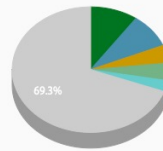
Average Yield

1.018 Tonnes (37.4 Bushels) per acre

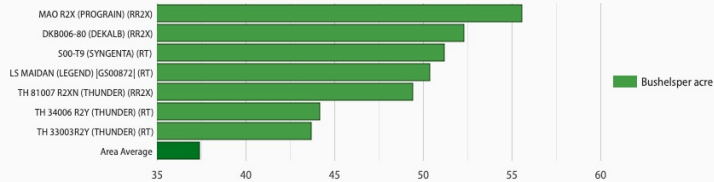
Summary includes aggregate data from 'below minimum tolerance' records

Top Varieties by Acres

- 25-10RY (DEKALB) (RT)
- S007-Y4 (SYNGENTA) (RT)
- NSC RICHER RR2Y (NSGENETICS) (RT)
- DKB005-52 (DEKALB) (RT)
- 23-60RY (DEKALB) (RT)
- Other Varieties



Top Varieties by Yield



Data for bar and pie charts is aggregated according to search criteria. Records combined by year and region are weighted by their relative acreages.

Variety Yield Data

'Below Minimum Tolerance' records contain data from fewer than 3 producers or 500 acres, marked as such to retain producer anonymity. Data from these records is included in the Search Summary totals.

Copy to Clipboard

Save as XLS

Showing 1 to 50 of 372 entries

First Previous Next Last

Year	Risk Area / R.M.	Crop	Variety	Farms	Acres	Yield/acre (Metric)	Yield/acre (Imperial)
2023	TACHE	SOYBEANS	DKB005-52 (DEKALB) (RT)	3	515.0	1.549 Tonnes	56.9 Bushels
2022	TACHE	SOYBEANS	P006A37X (PIONEER) (RR2X)	6	625.0	1.520 Tonnes	55.8 Bushels
2022	TACHE	SOYBEANS	MAO R2X (PROGRAIN) (RR2X)	3	582.0	1.514 Tonnes	55.6 Bushels
2022	TACHE	SOYBEANS	S007-A2XS (SYNGENTA) (RR2X) [CW1660299]	4	932.0	1.473 Tonnes	54.1 Bushels
2022	TACHE	SOYBEANS	S007-Y4 (SYNGENTA) (RT)	16	3,237.0	1.445 Tonnes	53.1 Bushels
2023	TACHE	SOYBEANS	DKB006-80 (DEKALB) (RR2X)	10	1,911.0	1.423 Tonnes	52.3 Bushels
2016	TACHE	SOYBEANS	S00-T9 (SYNGENTA) (RT)	6	777.0	1.393 Tonnes	51.2 Bushels
2016	TACHE	SOYBEANS	LS MAIDAN (LEGEND) [GS00872] (RT)	4	500.0	1.371 Tonnes	50.4 Bushels
2023	TACHE	SOYBEANS	TH 81007 R2XN (THUNDER) (RR2X)	4	961.0	1.343 Tonnes	49.4 Bushels
2022	TACHE	SOYBEANS	DKB005-52 (DEKALB) (RT)	7	1,389.0	1.343 Tonnes	49.3 Bushels
2023	TACHE	SOYBEANS	S007-Y4 (SYNGENTA) (RT)	18	3,902.0	1.340 Tonnes	49.2 Bushels
2022	TACHE	SOYBEANS	25-10RY (DEKALB) (RT)	4	1,043.0	1.337 Tonnes	49.1 Bushels
2015	TACHE	SOYBEANS	ASTRO R2 (PROGRAIN) (RT)	6	979.0	1.314 Tonnes	48.3 Bushels
2023	TACHE	SOYBEANS	P006A37X (PIONEER) (RR2X)	7	2,180.0	1.296 Tonnes	47.6 Bushels
2015	TACHE	SOYBEANS	TH 33003R2Y (THUNDER) (RT)	3	530.0	1.271 Tonnes	46.7 Bushels
2015	TACHE	SOYBEANS	S007-Y4 (SYNGENTA) (RT)	8	993.0	1.255 Tonnes	46.1 Bushels
2015	TACHE	SOYBEANS	TH 33005R2Y (THUNDER) (RT)	3	1,065.0	1.248 Tonnes	45.9 Bushels
2016	TACHE	SOYBEANS	S007-Y4 (SYNGENTA) (RT)	7	1,715.0	1.247 Tonnes	45.8 Bushels

Select Year Range



2013 to 2023

SEARCH

Search Summary

129 records returned

810 farm varieties grown on 168,879.0 acres

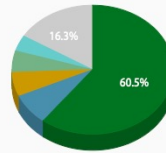
Average Yield

1.766 Tonnes (64.9 Bushels) per acre

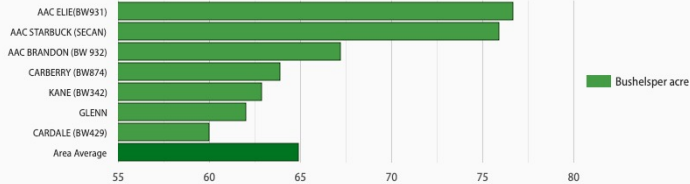
Summary includes aggregate data from 'below minimum tolerance' records

Top Varieties by Acres

- AAC BRANDON (BW 932)
- CARDALE (BW429)
- CARBERRY (BW874)
- WR859 CL (BW859)
- GLENN
- Other Varieties



Top Varieties by Yield



Data for bar and pie charts is aggregated according to search criteria. Records combined by year and region are weighted by their relative acreages.

Variety Yield Data

'Below Minimum Tolerance' records contain data from fewer than 3 producers or 500 acres, marked as such to retain producer anonymity. Data from these records is included in the Search Summary totals.

Copy to Clipboard

Save as XLS

Showing 1 to 50 of 128 entries

First Previous Next Last

Year	Risk Area / R.M.	Crop	Variety	Farms	Acres	Yield/acre (Metric)	Yield/acre (Imperial)
2017	TACHE	RED SPRING WHEAT	AAC ELIE(BW931)	3	1,045.0	2.478 Tonnes	91.1 Bushels
2018	STE. ANNE	RED SPRING WHEAT	AAC BRANDON (BW 932)	17	2,252.0	2.280 Tonnes	83.8 Bushels
2017	STE. ANNE	RED SPRING WHEAT	AAC BRANDON (BW 932)	13	1,817.0	2.158 Tonnes	79.3 Bushels
2018	TACHE	RED SPRING WHEAT	AAC BRANDON (BW 932)	38	9,716.0	2.124 Tonnes	78.0 Bushels
2017	TACHE	RED SPRING WHEAT	AAC BRANDON (BW 932)	28	5,940.0	2.120 Tonnes	77.9 Bushels
2022	TACHE	RED SPRING WHEAT	AAC STARBUCK (SECAN)	4	1,194.0	2.066 Tonnes	75.9 Bushels
2017	TACHE	RED SPRING WHEAT	CARBERRY (BW874)	4	754.0	2.046 Tonnes	75.2 Bushels
2017	TACHE	RED SPRING WHEAT	CARDALE (BW429)	10	2,378.0	2.017 Tonnes	74.1 Bushels
2013	TACHE	RED SPRING WHEAT	CARBERRY (BW874)	14	2,561.0	1.964 Tonnes	72.2 Bushels
2023	STE. ANNE	RED SPRING WHEAT	AAC BRANDON (BW 932)	23	2,949.0	1.931 Tonnes	71.0 Bushels
2020	STE. ANNE	RED SPRING WHEAT	AAC BRANDON (BW 932)	25	4,097.0	1.856 Tonnes	68.2 Bushels
2020	TACHE	RED SPRING WHEAT	AAC BRANDON (BW 932)	52	12,553.0	1.844 Tonnes	67.8 Bushels
2017	STE. ANNE	RED SPRING WHEAT	CARDALE (BW429)	5	782.0	1.834 Tonnes	67.4 Bushels
2019	STE. ANNE	RED SPRING WHEAT	AAC BRANDON (BW 932)	28	3,363.0	1.811 Tonnes	66.5 Bushels
2013	TACHE	RED SPRING WHEAT	GLENN	9	2,484.0	1.804 Tonnes	66.3 Bushels
2013	STE. ANNE	RED SPRING WHEAT	WR859 CL (BW859)	4	775.0	1.797 Tonnes	66.0 Bushels
2018	TACHE	RED SPRING WHEAT	CARDALE (BW429)	11	2,704.0	1.797 Tonnes	66.0 Bushels