

MBS WEEKLY

Week 38, September 23-27, 2024

Manitoba's Population Increases to 1,494,301 Persons, Led by Immigrants

Manitoba's total population is estimated at 1,494,301 residents as of July 1, 2024.

Over the three months ending June 30, 2024, Manitoba's population increased by an estimated 8,346 individuals (+0.56%). This is weaker than Canada's 0.61% increase, and fifth strongest among provinces. On a 12-month basis (compared to July 1, 2023), Manitoba's population rose by 39,558 persons (+2.72%). This is below Canada's 3.01% growth, and fifth strongest among provinces.

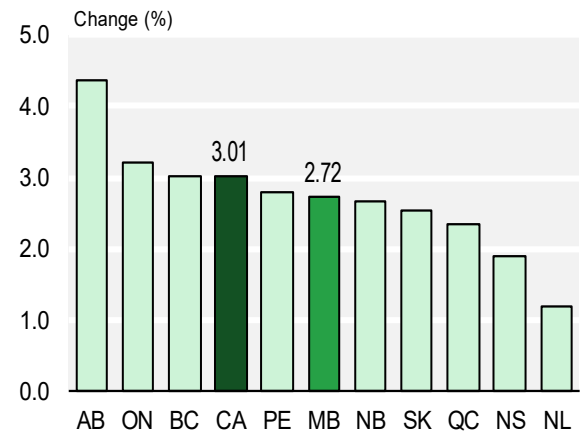
Manitoba's twelve-month inflows from net international migration (immigrants minus short-term and long-term emigrants) and other international migration (the net change in non-permanent residents plus the number of short-term and long-term returning emigrants) are the second highest in modern times. During the twelve months ending June 30, 2024, Manitoba experienced a net increase of 23,603 international migrants, 7.81% fewer than the twelve months prior, and 21,515 other international migrants, 19.15% lower than the previous twelve months.

Although considerably less severe than the previous twelve-month period, net interprovincial outflows continue to hamper growth. The province's twelve-month net interprovincial outflow was 4,540 migrants, 54.27% less than the net figure for the preceding twelve months.

For the latest Quarterly Population Bulletin, visit the MBS link: <https://www.gov.mb.ca/mbs/moreinfo.html?id=16>

Population Growth, Year-over-year

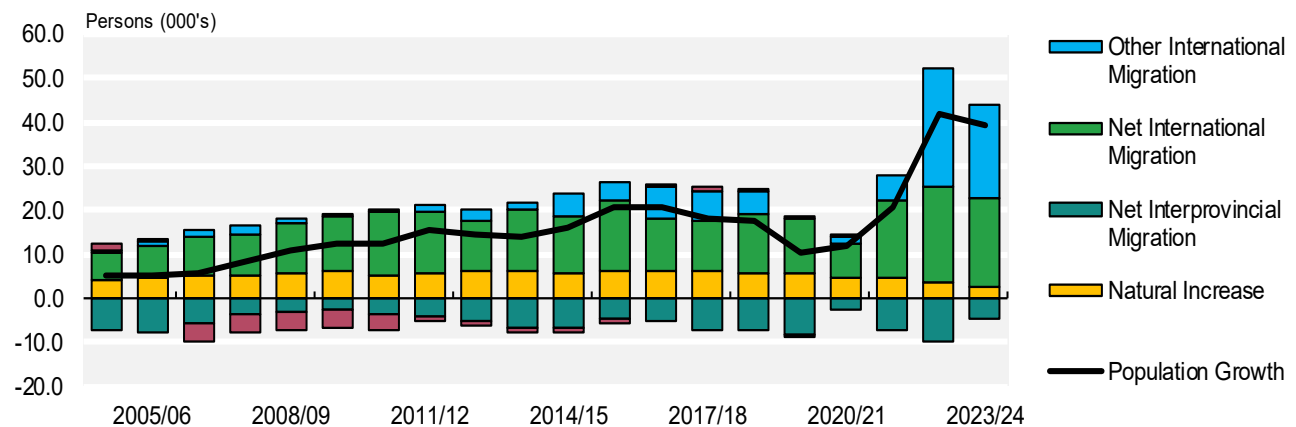
Jul 1, 2023 to Jul 1, 2024



Source: Statistics Canada, Table 17-10-0009-01

Twelve-month Growth, Component Contributions

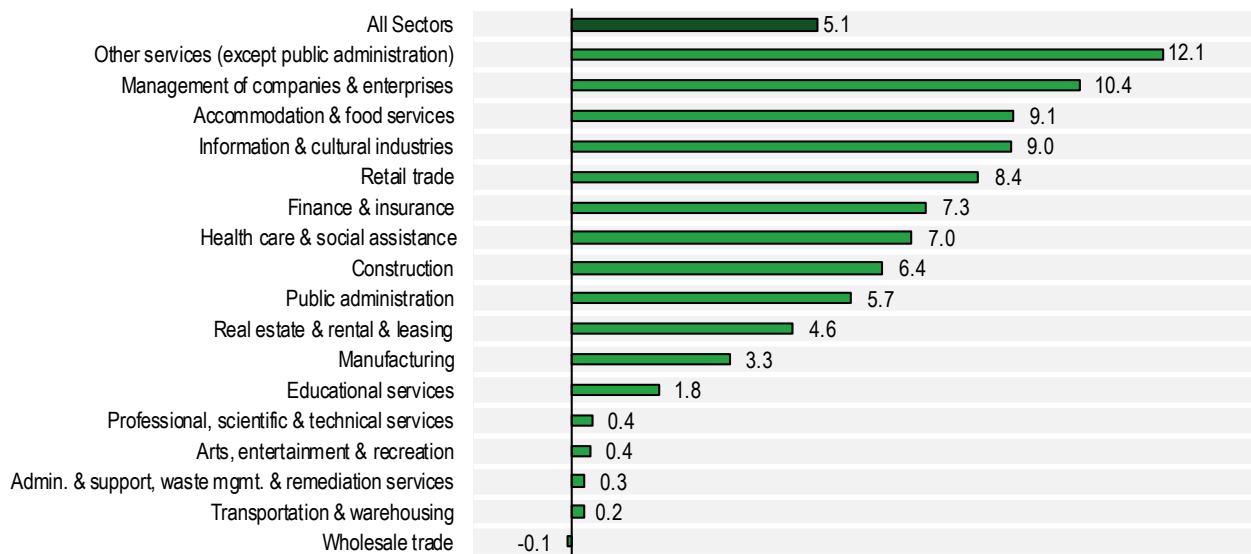
Jul 1 to Jun 30



Source: Statistics Canada, Tables 17-10-0009-01, 17-10-0020-01, 17-10-0040-01 and 17-10-0059-01

Manitoba Average Weekly Earnings Change (%)

July 2023 - July 2024 (Unadjusted)



Source: Statistics Canada, Table 14-10-0203-01

Earnings Up 5.1% from Last July, Led by Other Services

Not adjusting for seasonality, Manitoba's average weekly earnings are up by 5.1% in July 2024 compared to July 2023 (Canada: +4.8%). Other services (except public administration) experienced the largest increase at 12.1%, while Wholesale trade experienced the only decrease, down by 0.1% over the same period.

Manitoba's seasonally adjusted average weekly earnings in July 2024 were \$1,155.42. This is up by 1.0% from June, and 4.8% greater than last July. Nationally, average weekly earnings for July are \$1,267.54, up by 1.0% from June, and 4.5% greater than last July.

Average Weekly Earnings on MBS Website: <https://www.gov.mb.ca/mbs/moreinfo.html?id=13>

Coming Up:

October 11	Manitoba Labour Market for September 2024
October 11	Building Permits for August 2024
October 15	Wholesale Trade for August 2024
October 15	Manufacturing Shipments for August 2024
October 15	Consumer Price Index for September 2024
October 16	CMHC Housing Starts for September 2024
October 24	Employment Insurance for August 2024
October 25	Retail Trade for August 2024

All data sources are Statistics Canada, unless otherwise stated. More information from MBS can be found on our website: <https://www.gov.mb.ca/mbs/>