

MANITOBA E-licensing



How to Submit a Vendor Application

1. Navigate to <https://elicensing-afd-prod-fzfnesfdahdhdq.a02.azurefd.net/vendor/vendor-application>.

Manitoba Vendor eLicensing

This form is for businesses or individuals who want to sell electronic licences (such as hunting/trapping, angling, or park permits) on behalf of the Manitoba government.

Who should fill out this form? +

Intent to Become a Vendor

Business Owner Information

Owner(s) Full Name (required) Email Address (required)

Business/Company Name (required) Phone Number (required)

2. Click on the plus sign by "Who should fill out this form?" for more details.

Manitoba Vendor eLicensing

This form is for businesses or individuals who want to sell electronic licences (such as hunting/trapping, angling, or park permits) on behalf of the Manitoba government.

Who should fill out this form? +

Intent to Become a Vendor

Business Owner Information

Owner(s) Full Name (required) Email Address (required)


Business/Company Name (required) Phone Number (required)

MANITOBA E-licensing




How to Submit a Vendor Application

3. The vendor eligibility details are displayed.

Manitoba 

Manitoba Vendor eLicensing



This form is for businesses or individuals who want to sell electronic licences (such as hunting/trapping, angling, or park permits) on behalf of the Manitoba government.

Who should fill out this form? 

Fill this form out if:

- You own a new business
- You have purchased an established business
- You were a vendor previously
- You are an outfitter or plan to become one.

4. Fill in all the appropriate fields for Business Owner Information.

Manitoba  

Intent to Become a Vendor

Business Owner Information

Owner(s) Full Name (required) **Email Address (required)**

Business/Company Name (required) **Phone Number (required)**

Address Line 1 (required)
Business street address, P.O. box

Address Line 2
Business apartment, suite, unit, building, floor, etc

MANITOBA E-licensing



How to Submit a Vendor Application

5. Select if you will be operating as an outfitter.

Outfitter definition: a licenced business or person who provides commercial guiding services, equipment and accommodations for hunting, fishing or ecotourism for a fee.

Business street address, P.O. box
123 me street

Address Line 2
Business apartment, suite, unit, building, floor, etc

City/Town (required)
Winnipeg

Province (required) MB Postal Code (required) R2V4E5

If you are interested in receiving an application for a vendorship to offer electronic licences, please answer the following questions:

Will your business be operating as an outfitter?
 Yes No

Submit application

6. Click "Submit application".

Business street address, P.O. box
123 me street

Address Line 2
Business apartment, suite, unit, building, floor, etc

City/Town (required)
Winnipeg

Province (required) MB Postal Code (required) R2V4E5

If you are interested in receiving an application for a vendorship to offer electronic licences, please answer the following questions:

Will your business be operating as an outfitter?
 Yes No

Submitting..

MANITOBA E-licensing

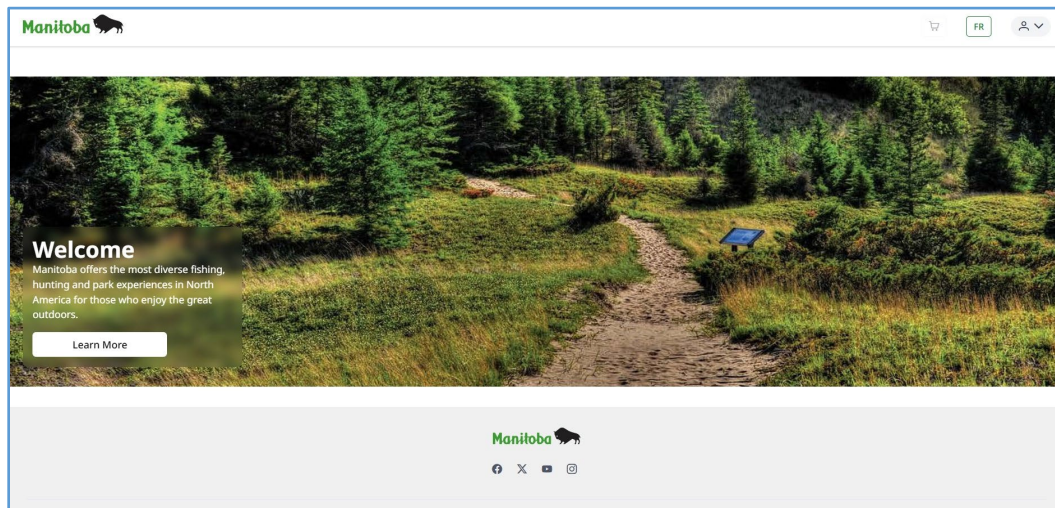


How to Submit a Vendor Application

7. Click "Return to homepage".

A screenshot of a vendor application form. The form includes fields for "Address Line 1 (required)", "Address Line 2", "City/Town", "Province", and "Postal Code". A modal dialog box is overlaid on the form, containing the text: "Thank you for your interest in offering this service on behalf of the Manitoba government. Someone will be in touch with you within five (5) to 10 working days." Below the text is a green button labeled "Return to homepage", which is circled in orange. Below the modal, there are radio buttons for "Yes" and "No" under the question "Will your business be operating as an outfitter?", and a "Submit application" button.

8. You will now be returned to the Vendor home screen.



If you have any further questions, please email elicensing@gov.mb.ca

