

MANITOBA MARKETS

Hog Prices



April 7, 2026

[Click here for definitions of how data is collected and calculated.](#)

Exchange rates (Friday close)

1 US \$ = C \$1.3918

1 EURO = C \$1.6058

1 Yen = C \$0.00873

[Data source: Bank of Canada](#)

[Click to view the interactive hog dashboards for current and historical charts.](#)

Manitoba Weighted Average Carcass Prices (including premiums and discounts)

All In Weights C\$/100 kg

Week	Week ending date	2026	2025	Change from Previous Week	Change from Previous Year
11	2026-03-13	244.45	251.97	0.2%	-3.0%
12	2026-03-20	249.54	249.78	2.1%	-0.1%
13	2026-03-27	249.95	249.69	0.2%	0.1%
14	2026-04-03	250.02	249.27	0.0%	0.3%
Four week average		248.49	250.18	-	-0.01

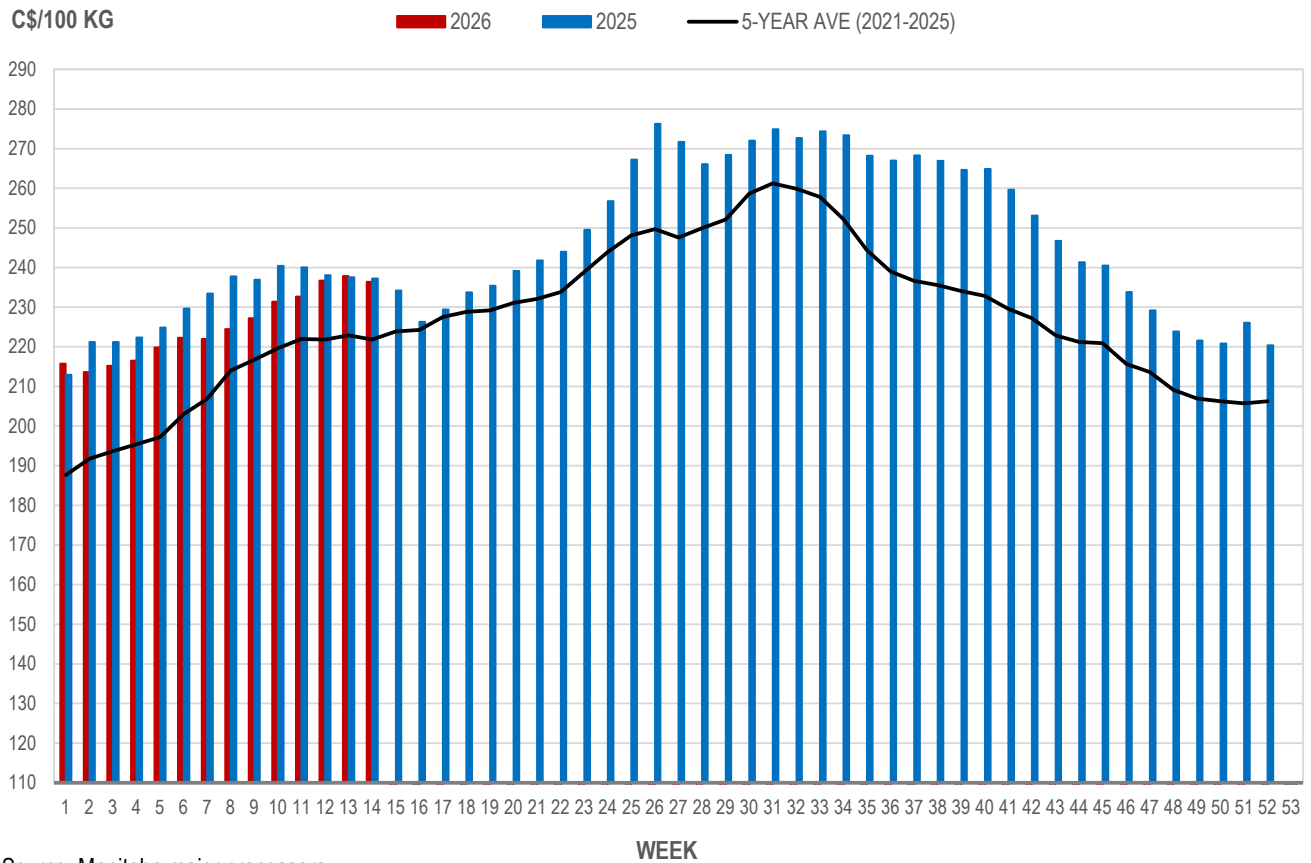
Source: Manitoba major processors.

Index 100, C\$/100 kg

Week	Week ending date	2026	2025	Change from Previous Week	Change from Previous Year
11	2026-03-13	232.68	240.06	0.5%	-3.1%
12	2026-03-20	236.68	238.07	1.7%	-0.6%
13	2026-03-27	237.83	237.57	0.5%	0.1%
14	2026-04-03	236.42	237.27	-0.6%	-0.4%
Four week average		235.90	238.24	-	-0.01

Source: Manitoba major processors.

MANITOBA WEIGHTED AVERAGE INDEX 100 HOG PRICES WEEKLY



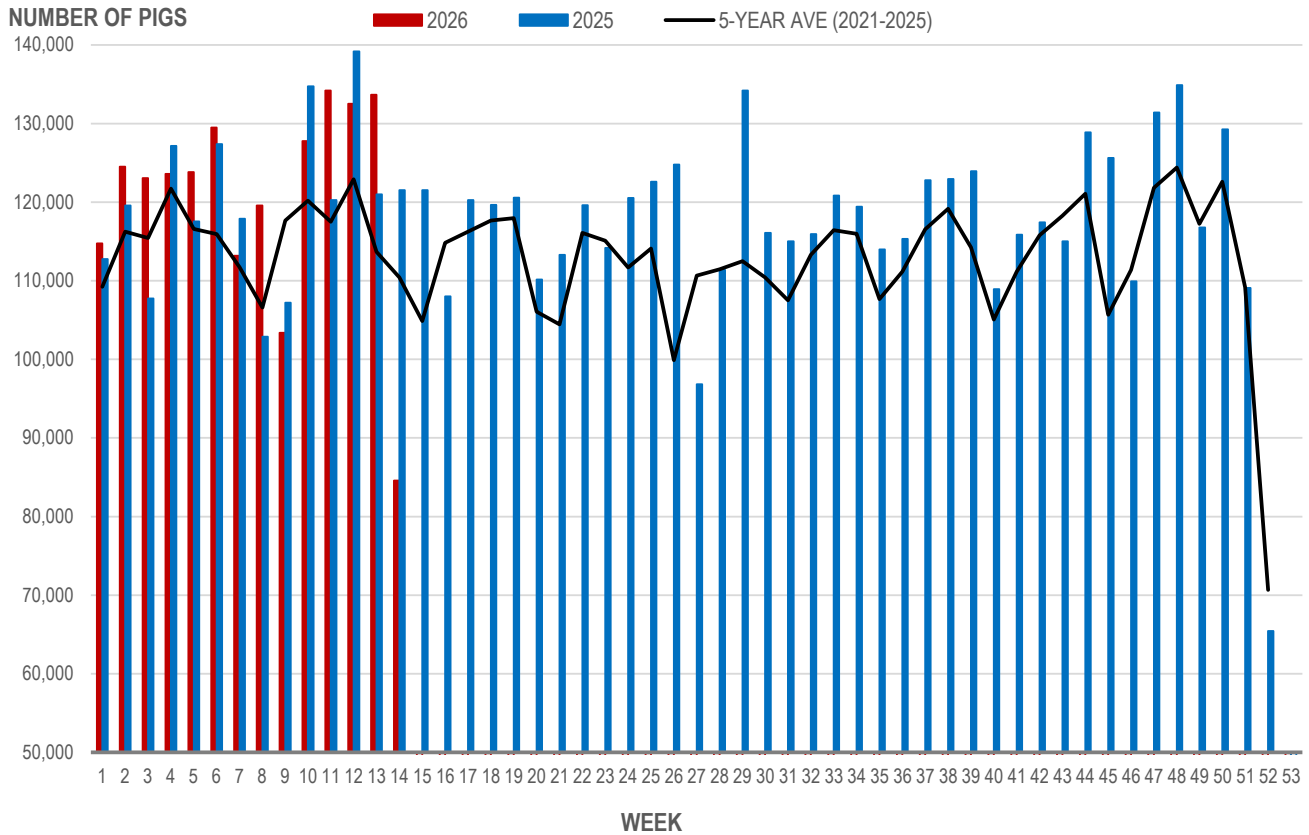
Source: Manitoba major processors

Number of Pigs Processed by Major Processors

Week	Week ending date	2026	2025	Change from Previous Week	Change from Previous Year
11	2026-03-13	134,190	120,251	5.0%	11.6%
12	2026-03-20	132,529	139,182	-1.2%	-4.8%
13	2026-03-27	133,657	121,003	0.9%	10.5%
14	2026-04-03	84,592	121,527	-36.7%	-30.4%
Four week average		121,242	125,491	-	-0.03

Source: Manitoba major processors.

NUMBER OF PIGS PROCESSED BY MAJOR PROCESSORS WEEKLY



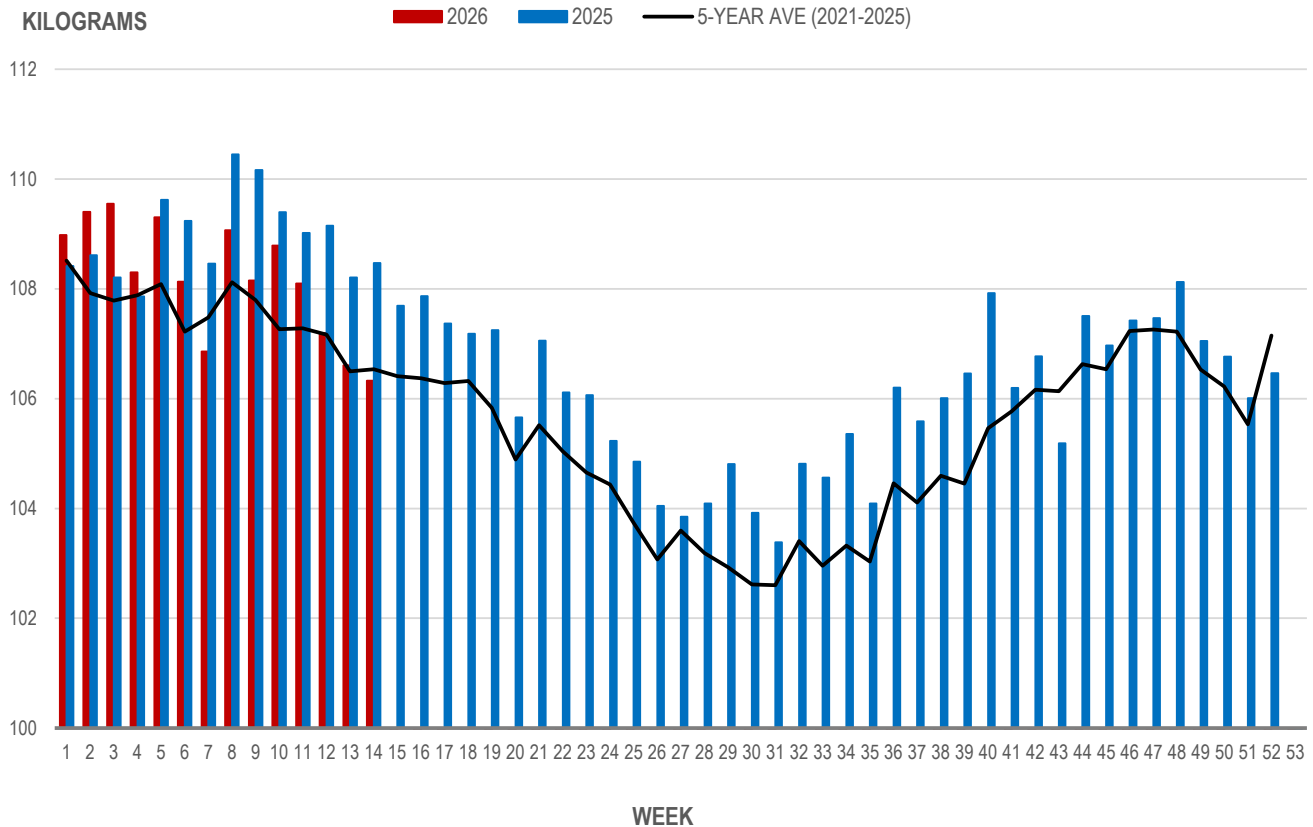
Source: Manitoba major processors

Average Weight of Hogs Processed by Major Processors, Kg

Week	Week ending date	2026	2025	Change from Previous Week	Change from Previous Year
11	2026-03-13	108.10	109.02	-0.6%	-0.8%
12	2026-03-20	107.19	109.15	-0.8%	-1.8%
13	2026-03-27	106.61	108.21	-0.5%	-1.5%
14	2026-04-03	106.33	108.47	-0.3%	-2.0%
Four week average		107.06	108.71	-	-0.02

Source: Manitoba major processors.

AVERAGE WEIGHT OF HOGS PROCESSED BY MAJOR PROCESSORS WEEKLY



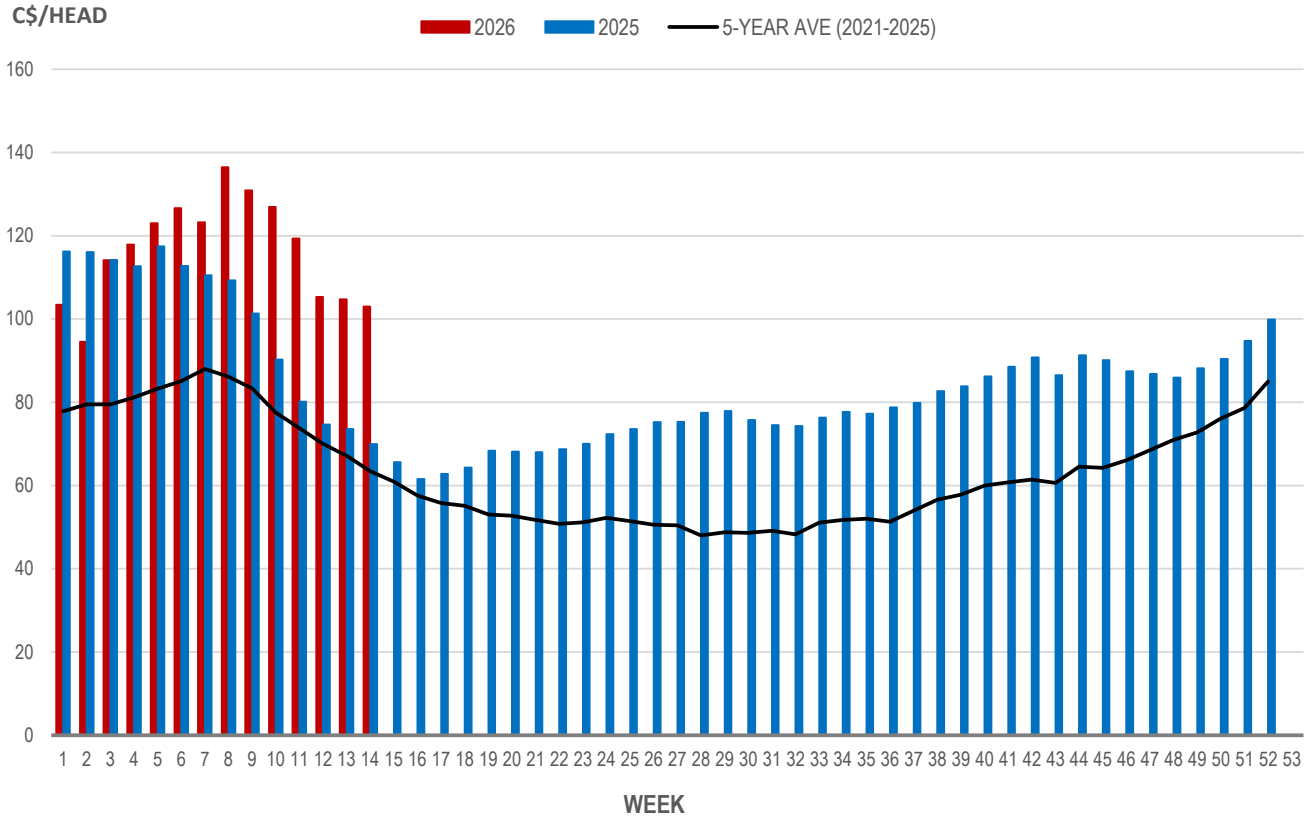
Source: Manitoba major processors

Weaning Pigs (U.S. Total Composite Weighted Average Price per Head)

	Formula and Cash Low, US\$/Head	Formula and Cash High, US\$/Head	Wtd Avg Price, US\$/Head	Wtd Avg Price, C\$/Head
Early Weaned (10-12 lb)	49.92	95.00	74.01	103.01
Feeder Pigs (40 lb)	122.00	140.00	126.47	176.02

Source: USDA, AMS

EARLY WEANED PIGS (U.S. TOTAL COMPOSITE WEIGHTED AVERAGE PRICE PER HEAD) WEEKLY



Source: USDA, AMS

Contact us

- www.manitoba.ca/agriculture/markets-and-statistics/
- Email us at industryintelligence@gov.mb.ca
- Follow us on X @MBGovAg

