

MANITOBA MARKETS

Hog Prices



December 23, 2025

[Click here for definitions of how data is collected and calculated.](#)

Exchange rates (Friday close)

1 US \$ = C \$1.3781

1 EURO = C \$1.6152

1 Yen = C \$0.00875

[Data source: Bank of Canada](#)

[Click to view the interactive hog dashboards for current and historical charts.](#)

Manitoba Weighted Average Carcass Prices (including premiums and discounts)

All In Weights C\$/100 kg

Week	Week ending date	2025	2024	Change from Previous Week	Change from Previous Year
48	2025-11-28	235.16	239.41	-2.8%	-1.8%
49	2025-12-05	233.45	233.76	-0.7%	-0.1%
50	2025-12-12	233.16	236.03	-0.1%	-1.2%
51	2025-12-19	238.10	240.57	2.1%	-1.0%
Four week average		234.97	237.44	-	-1.0%

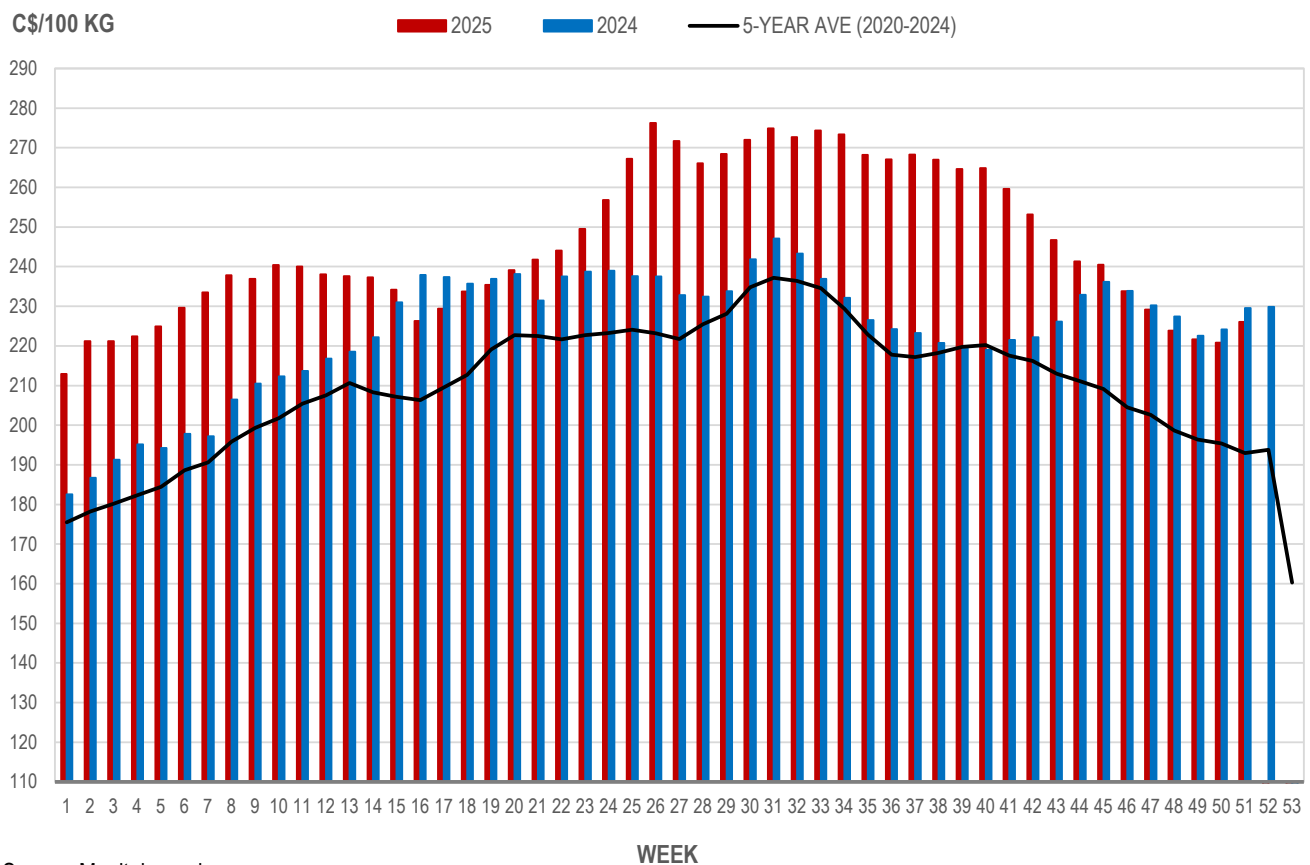
Source: Manitoba major processors.

Index 100, C\$/100 kg

Week	Week ending date	2025	2024	Change from Previous Week	Change from Previous Year
48	2025-11-28	223.89	227.46	-2.3%	-1.6%
49	2025-12-05	221.63	222.56	-1.0%	-0.4%
50	2025-12-12	220.82	224.14	-0.4%	-1.5%
51	2025-12-19	226.09	229.55	2.4%	-1.5%
Four week average		223.11	225.93	-	-1.2%

Source: Manitoba major processors.

MANITOBA WEIGHTED AVERAGE INDEX 100 HOG PRICES WEEKLY



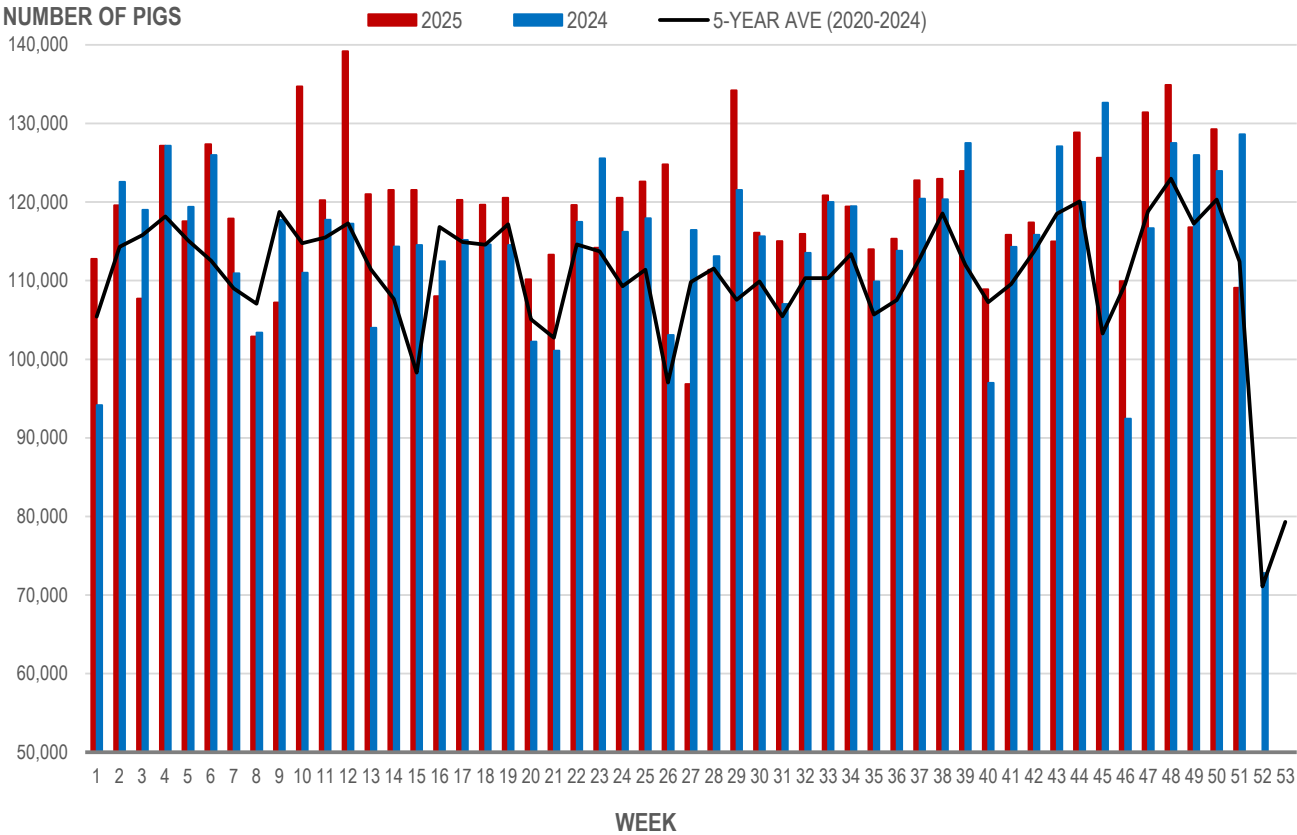
Source: Manitoba major processors

Number of Pigs Processed by Major Processors

Week	Week ending date	2025	2024	Change from Previous Week	Change from Previous Year
48	2025-11-28	134,899	127,494	2.7%	5.8%
49	2025-12-05	116,779	125,987	-13.4%	-7.3%
50	2025-12-12	129,267	123,937	10.7%	4.3%
51	2025-12-19	109,099	128,604	-15.6%	-15.2%
Four week average		122,511	126,506	-	-3.2%

Source: Manitoba major processors.

NUMBER OF PIGS PROCESSED BY MAJOR PROCESSORS WEEKLY



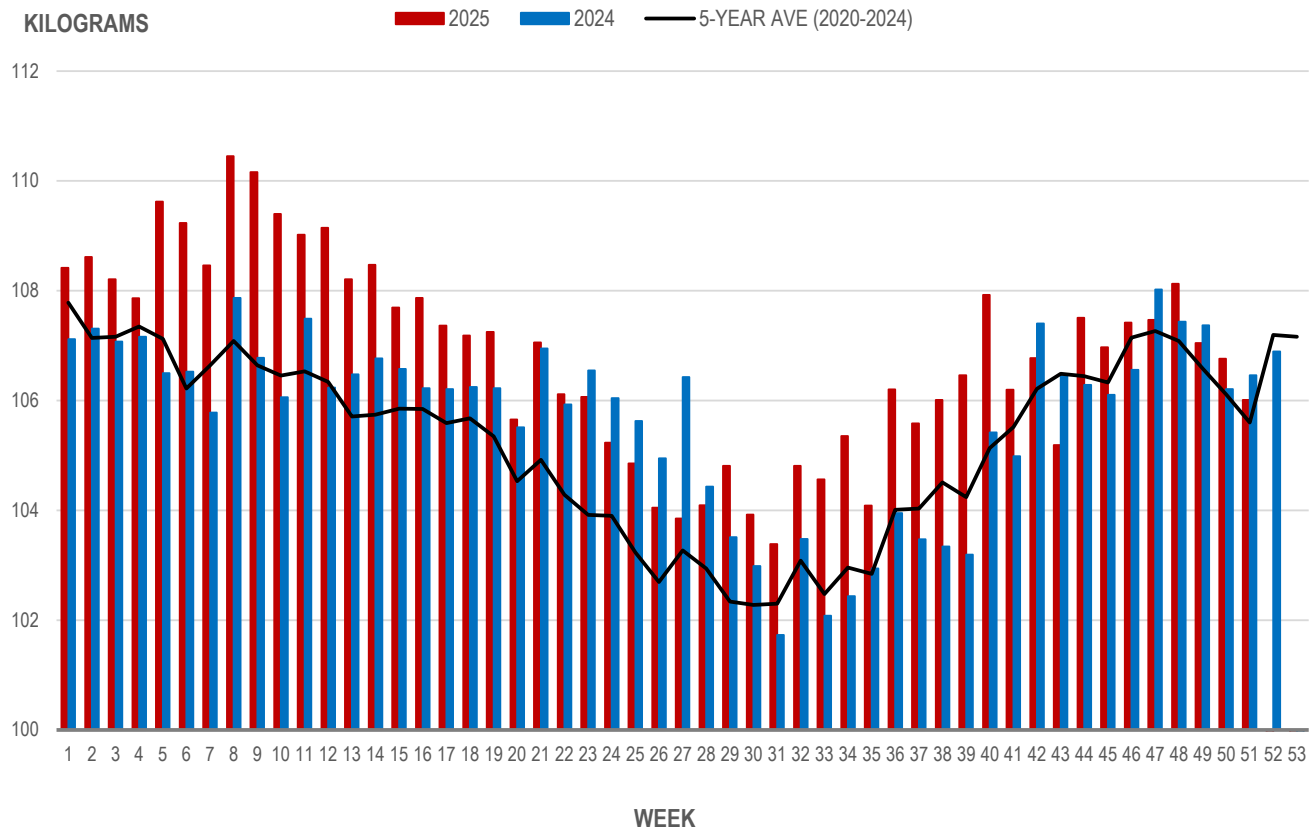
Source: Manitoba major processors

Average Weight of Hogs Processed by Major Processors, Kg

Week	Week ending date	2025	2024	Change from Previous Week	Change from Previous Year
48	2025-11-28	108.12	107.44	0.6%	0.6%
49	2025-12-05	107.05	107.37	-1.0%	-0.3%
50	2025-12-12	106.76	106.21	-0.3%	0.5%
51	2025-12-19	106.01	106.46	-0.7%	-0.4%
Four week average		106.99	106.87	-	0.1%

Source: Manitoba major processors.

AVERAGE WEIGHT OF HOGS PROCESSED BY MAJOR PROCESSORS WEEKLY



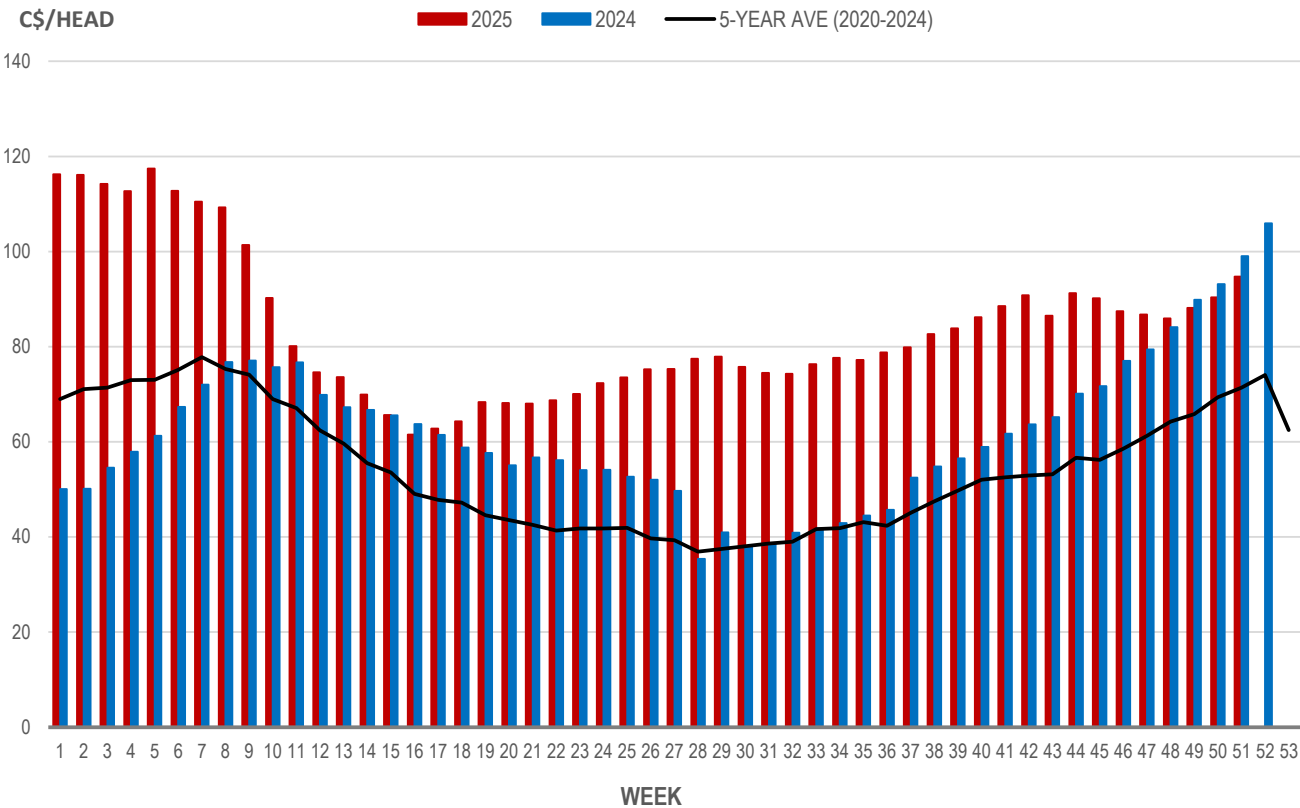
Source: Manitoba major processors

Weaning Pigs (U.S. Total Composite Weighted Average Price per Head)

	Formula and Cash Low, US\$/Head	Formula and Cash High, US\$/Head	Wtd Avg Price, US\$/Head	Wtd Avg Price, C\$/Head
Early Weaned (10-12 lb)	50.13	76.41	68.75	94.74
Feeder Pigs (40 lb)	84.00	88.00	86.96	119.84

Source: USDA, AMS

EARLY WEANED PIGS (U.S. TOTAL COMPOSITE WEIGHTED AVERAGE PRICE PER HEAD) WEEKLY



Source: USDA, AMS

Contact us

- www.manitoba.ca/agriculture/markets-and-statistics/
- Email us at industryintelligence@gov.mb.ca
- Follow us on X @MBGovAg

