

## MANITOBA MARKETS

# Hog Prices



November 25, 2025

[Click here for definitions of how data is collected and calculated.](#)

### Exchange rates (Friday close)

1 US \$ = C \$1.4100

1 EURO = C \$1.6229

1 Yen = C \$0.00894

[Data source: Bank of Canada](#)

[Click to view the interactive hog dashboards for current and historical charts.](#)

### Manitoba Weighted Average Carcass Prices (including premiums and discounts)

#### All In Weights C\$/100 kg

Week	Week ending date	2025	2024	Change from Previous Week	Change from Previous Year
44	2025-10-31	253.80	245.09	-2.8%	3.6%
45	2025-11-07	253.58	247.49	-0.1%	2.5%
46	2025-11-14	245.66	248.09	-3.1%	-1.0%
47	2025-11-21	241.88	240.85	-1.5%	0.4%
Four week average		248.73	245.38	-	1.4%

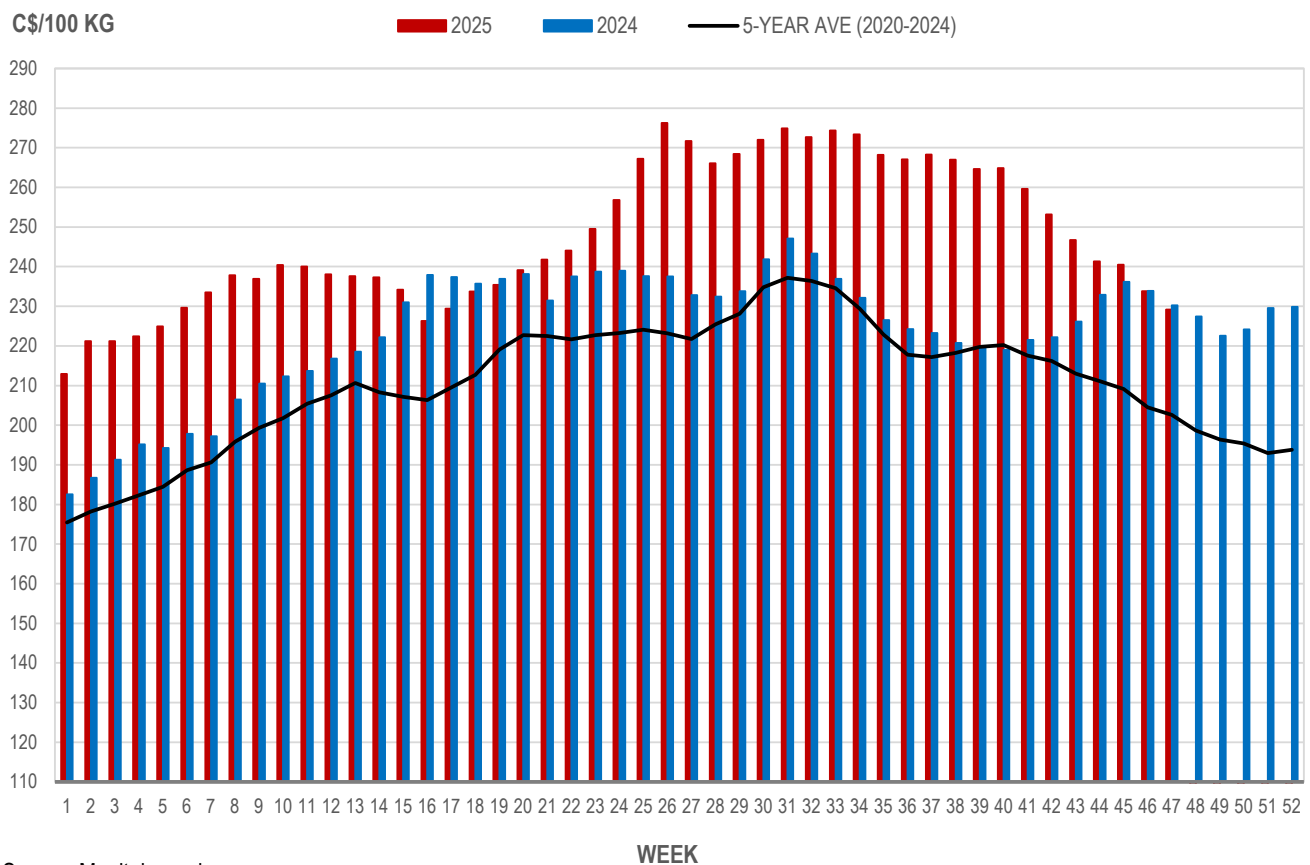
Source: Manitoba major processors.

## Index 100, C\$/100 kg

Week	Week ending date	2025	2024	Change from Previous Week	Change from Previous Year
44	2025-10-31	241.35	232.87	-2.2%	3.6%
45	2025-11-07	240.51	236.18	-0.3%	1.8%
46	2025-11-14	233.84	233.91	-2.8%	0.0%
47	2025-11-21	229.20	230.22	-2.0%	-0.4%
<b>Four week average</b>		<b>236.22</b>	<b>233.29</b>	<b>-</b>	<b>1.3%</b>

Source: Manitoba major processors.

## MANITOBA WEIGHTED AVERAGE INDEX 100 HOG PRICES WEEKLY



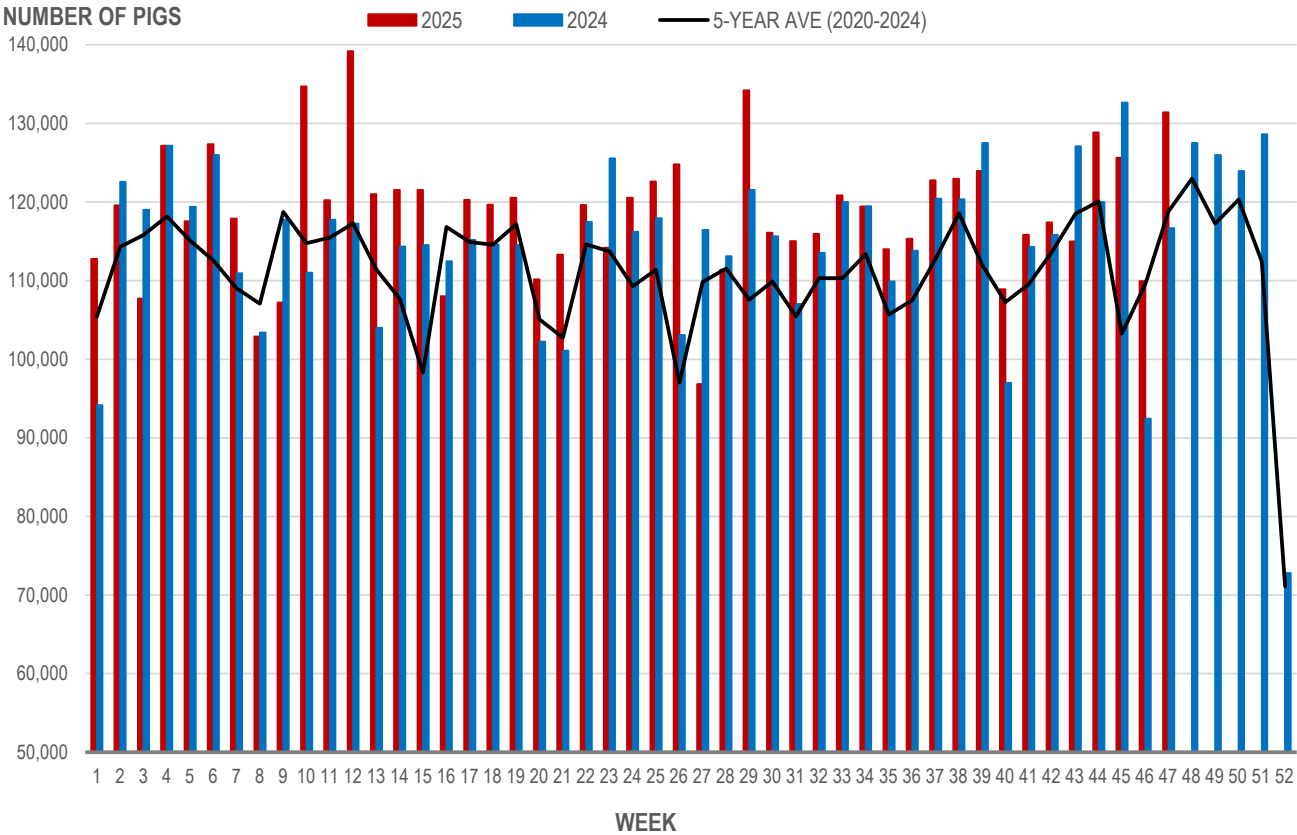
Source: Manitoba major processors

Number of Pigs Processed by Major Processors

Week	Week ending date	2025	2024	Change from Previous Week	Change from Previous Year
44	2025-10-31	128,866	119,997	12.1%	7.4%
45	2025-11-07	125,638	132,650	-2.5%	-5.3%
46	2025-11-14	109,922	92,421	-12.5%	18.9%
47	2025-11-21	131,415	116,691	19.6%	12.6%
Four week average		123,960	115,440	-	7.4%

Source: Manitoba major processors.

NUMBER OF PIGS PROCESSED BY MAJOR PROCESSORS WEEKLY



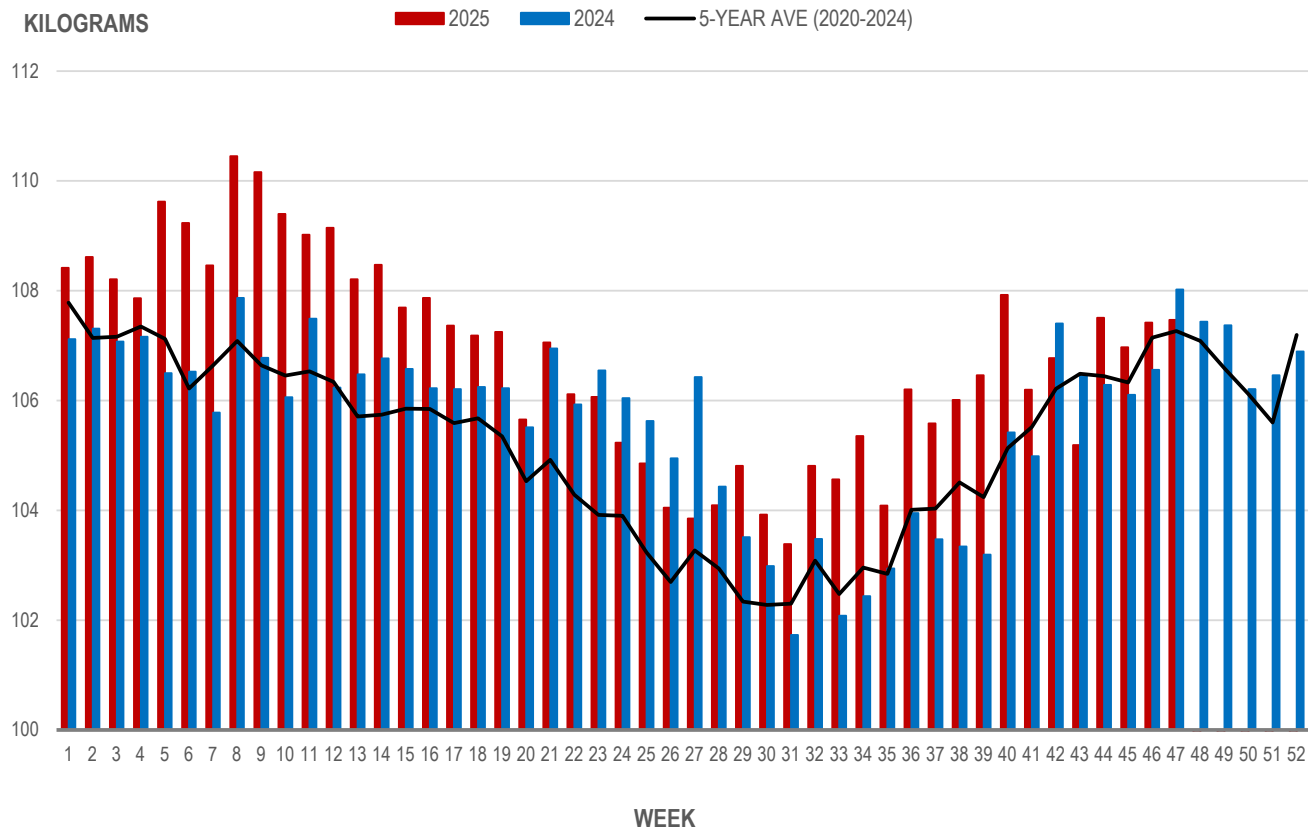
Source: Manitoba major processors

Average Weight of Hogs Processed by Major Processors, Kg

Week	Week ending date	2025	2024	Change from Previous Week	Change from Previous Year
44	2025-10-31	107.51	106.28	2.2%	1.2%
45	2025-11-07	106.97	106.10	-0.5%	0.8%
46	2025-11-14	107.42	106.56	0.4%	0.8%
47	2025-11-21	107.47	108.02	0.0%	-0.5%
Four week average		107.34	106.74	-	0.6%

Source: Manitoba major processors.

AVERAGE WEIGHT OF HOGS PROCESSED BY MAJOR PROCESSORS WEEKLY



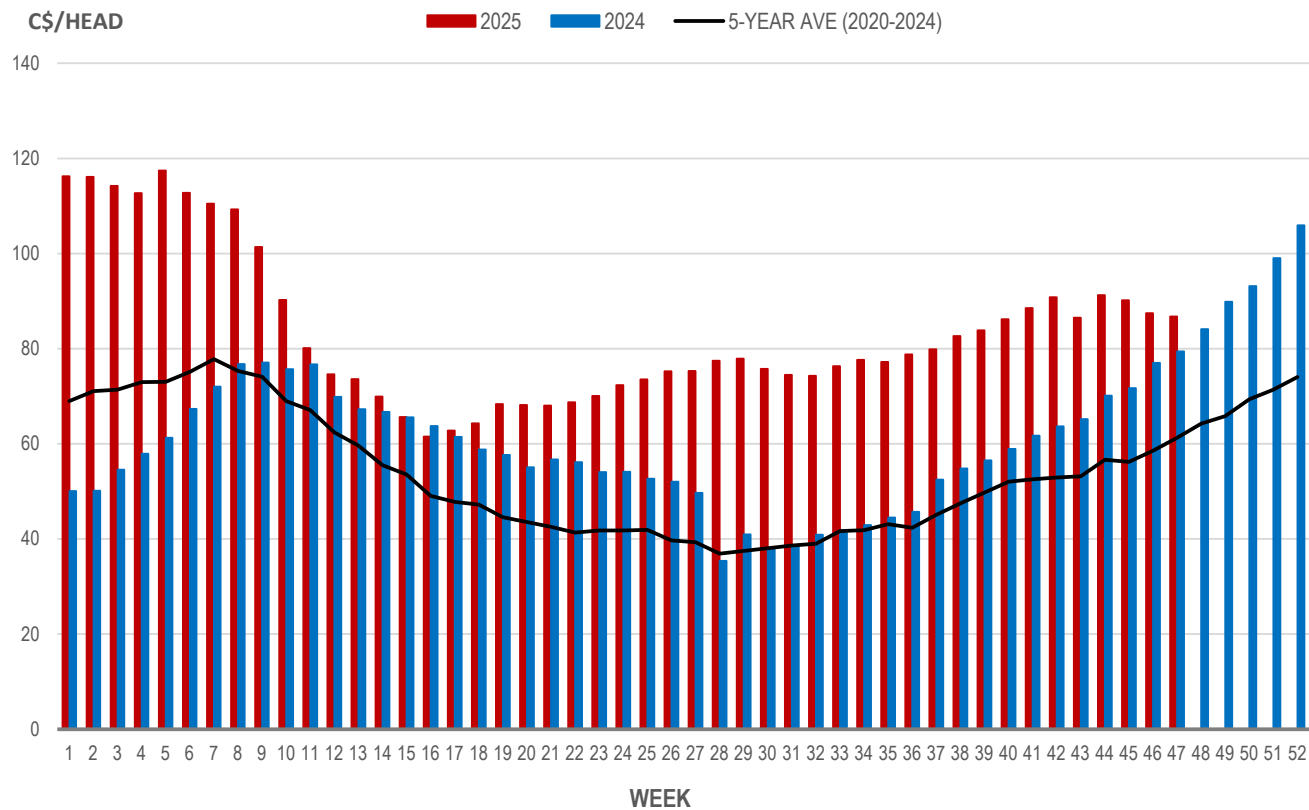
Source: Manitoba major processors

# Weaning Pigs (U.S. Total Composite Weighted Average Price per Head)

	Formula and Cash Low, US\$/Head	Formula and Cash High, US\$/Head	Wtd Avg Price, US\$/Head	Wtd Avg Price, C\$/Head
Early Weaned (10-12 lb)	47.00	75.00	61.53	86.76
Feeder Pigs (40 lb)	72.00	86.00	80.82	113.96

Source: USDA, AMS

## EARLY WEANED PIGS (U.S. TOTAL COMPOSITE WEIGHTED AVERAGE PRICE PER HEAD) WEEKLY



Source: USDA, AMS

### Contact us

- [www.manitoba.ca/agriculture/markets-and-statistics/](http://www.manitoba.ca/agriculture/markets-and-statistics/)
- Email us at [industryintelligence@gov.mb.ca](mailto:industryintelligence@gov.mb.ca)
- Follow us on X @MBGovAg

