

MANITOBA MARKETS

Hog Prices



August 13, 2024

[Click here for definitions of how data is collected and calculated.](#)

Exchange rates (Friday close)

1 US \$ = C \$1.3732

1 EURO = C \$1.4996

1 Yen = C \$0.00937

[Data source: Bank of Canada](#)

[Click to view the interactive hog dashboards for current and historical charts.](#)

Manitoba Weighted Average Carcass Prices (including premiums and discounts)

All In Weights C\$/100 kg

Week	Week ending date	2024	2023	Change from Previous Week	Change from Previous Year
29	2024-07-19	245.35	265.33	0.5%	-7.5%
30	2024-07-26	253.33	272.88	3.3%	-7.2%
31	2024-08-02	260.05	276.67	2.7%	-6.0%
32	2024-08-09	253.66	271.59	-2.5%	-6.6%
Four week average		253.10	271.62	-	-6.8%

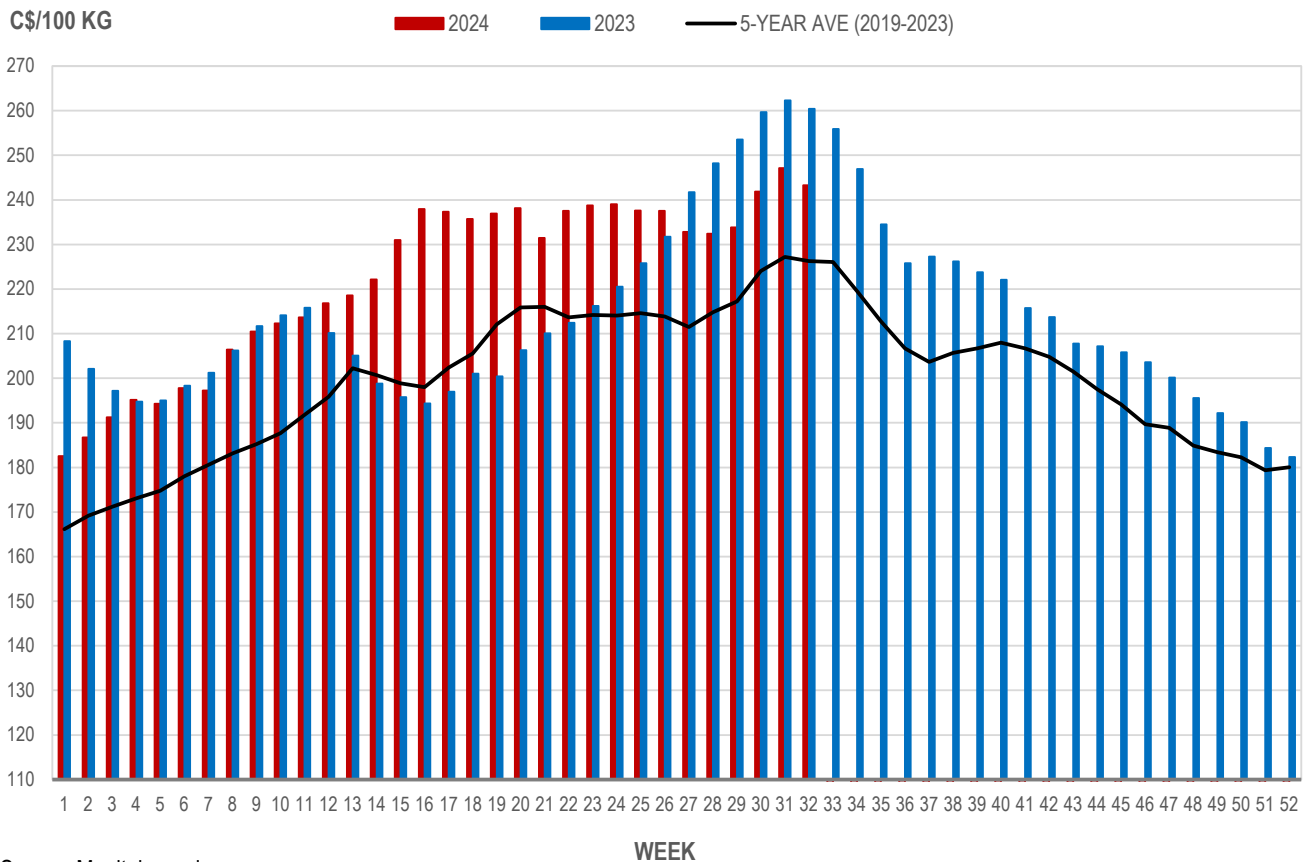
Source: Manitoba major processors.

Index 100, C\$/100 kg

Week	Week ending date	2024	2023	Change from Previous Week	Change from Previous Year
29	2024-07-19	233.83	253.53	0.6%	-7.8%
30	2024-07-26	241.85	259.65	3.4%	-6.9%
31	2024-08-02	247.13	262.32	2.2%	-5.8%
32	2024-08-09	243.26	260.43	-1.6%	-6.6%
Four week average		241.52	258.98	-	-6.7%

Source: Manitoba major processors.

MANITOBA WEIGHTED AVERAGE INDEX 100 HOG PRICES WEEKLY



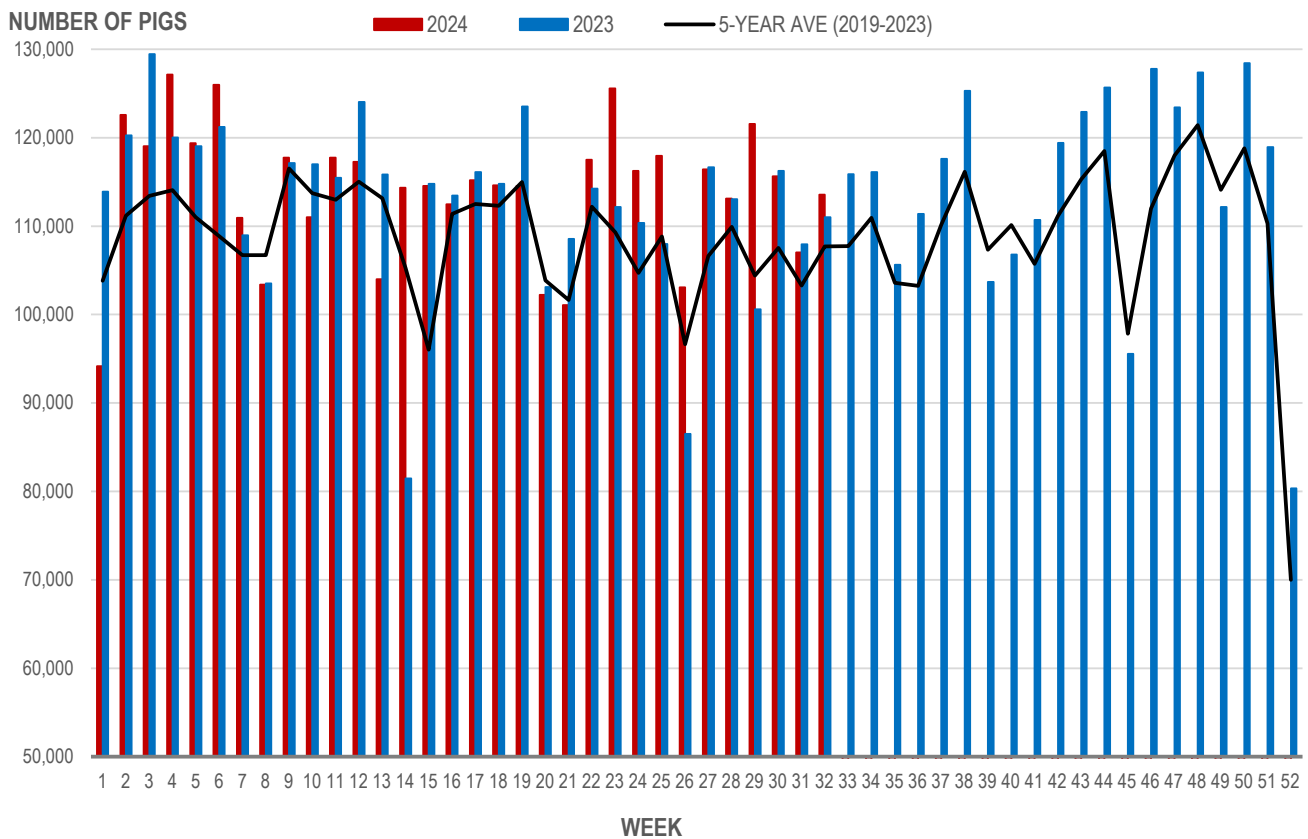
Source: Manitoba major processors

Number of Pigs Processed by Major Processors

Week	Week ending date	2024	2023	Change from Previous Week	Change from Previous Year
29	2024-07-19	121,557	100,590	7.5%	20.8%
30	2024-07-26	115,641	116,259	-4.9%	-0.5%
31	2024-08-02	107,030	107,925	-7.4%	-0.8%
32	2024-08-09	113,542	111,014	6.1%	2.3%
Four week average		114,443	108,947	-	5.0%

Source: Manitoba major processors.

NUMBER OF PIGS PROCESSED BY MAJOR PROCESSORS WEEKLY



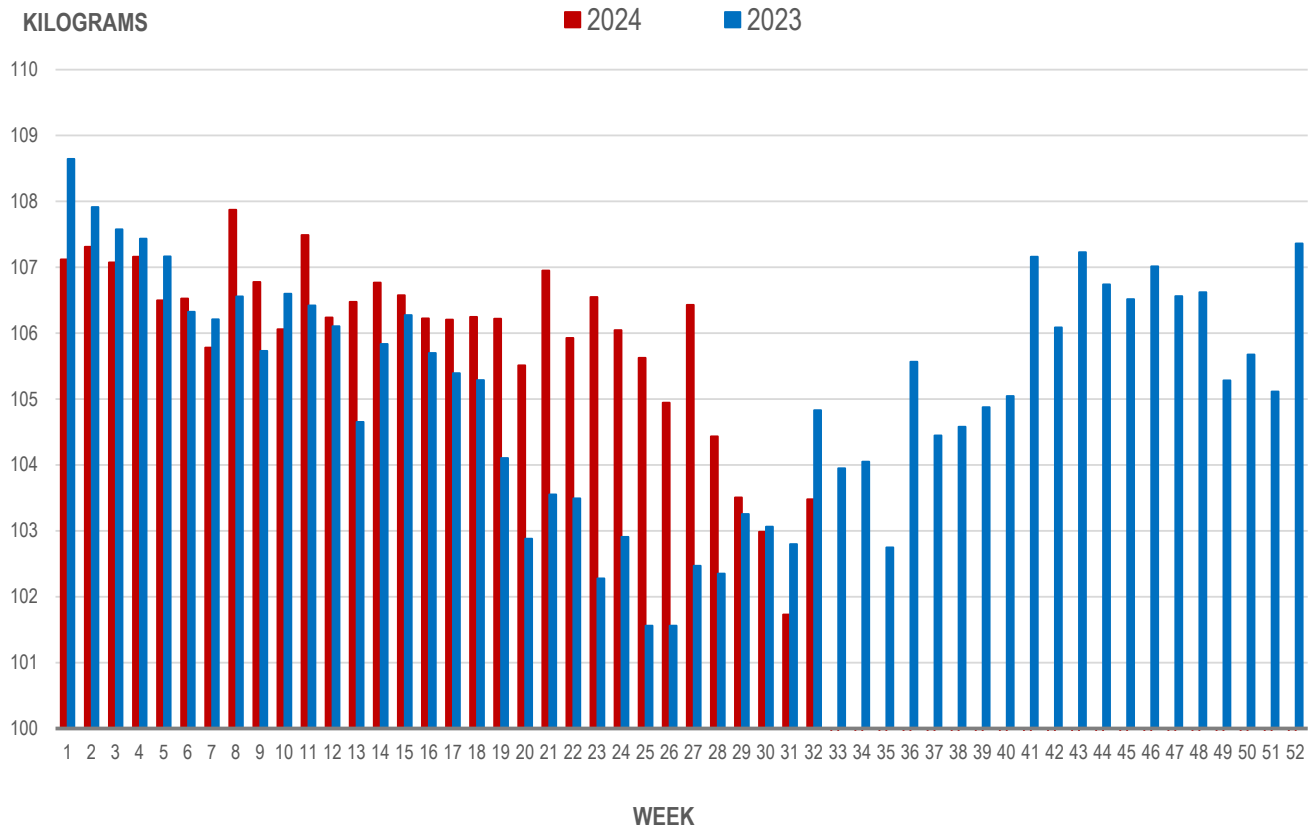
Source: Manitoba major processors

Average Weight of Hogs Processed by Major Processors, Kg

Week	Week ending date	2024	2023	Change from Previous Week	Change from Previous Year
29	2024-07-19	103.51	103.26	-0.9%	0.2%
30	2024-07-26	102.99	103.06	-0.5%	-0.1%
31	2024-08-02	101.73	102.80	-1.2%	-1.0%
32	2024-08-09	103.48	104.83	1.7%	-1.3%
Four week average		102.93	103.49	-	-0.5%

Source: Manitoba major processors.

AVERAGE WEIGHT OF HOGS PROCESSED BY MAJOR PROCESSORS WEEKLY



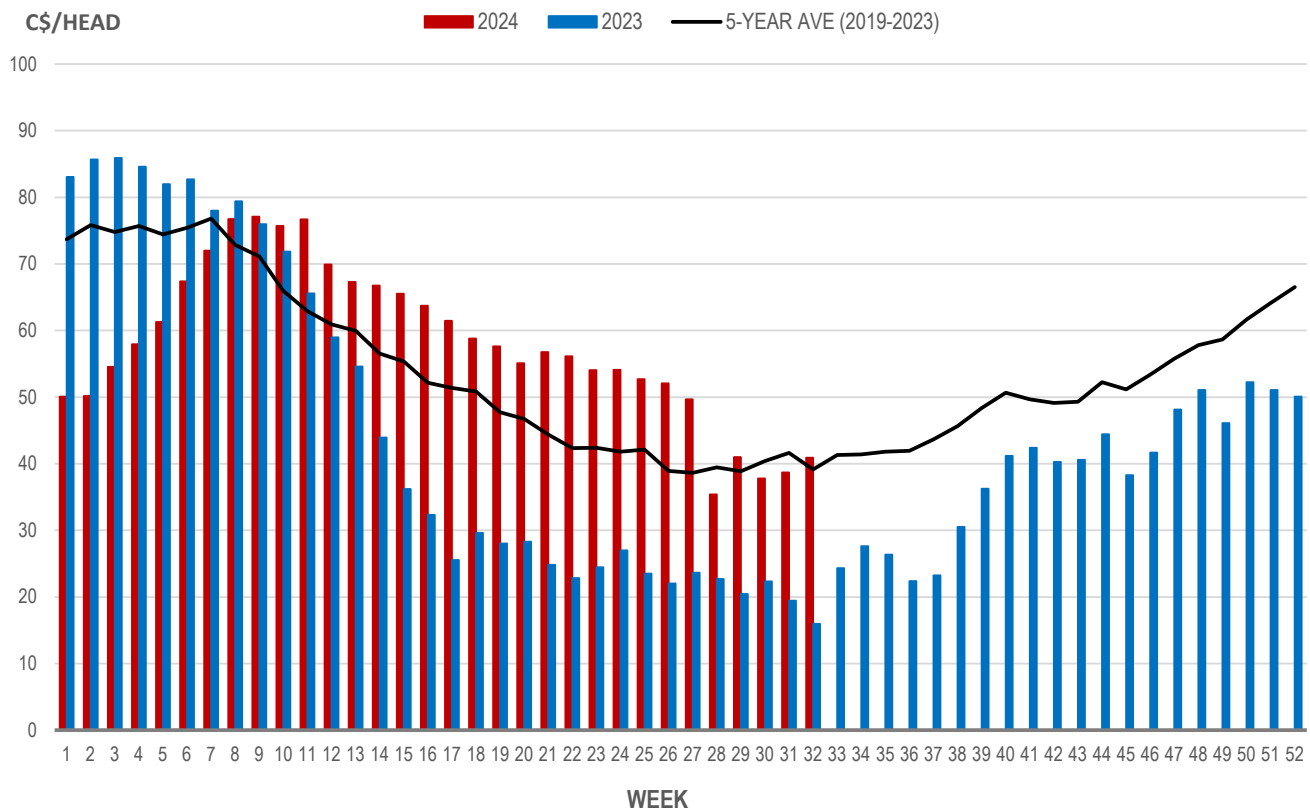
Source: Manitoba major processors

Weaning Pigs (U.S. Total Composite Weighted Average Price per Head)

	Formula and Cash Low, US\$/Head	Formula and Cash High, US\$/Head	Wtd Avg Price, US\$/Head	Wtd Avg Price, C\$/Head
Early Weaned (10-12 lb)	17.00	55.08	29.78	40.89
Feeder Pigs (40 lb)	38.00	55.00	48.54	66.66

Source: USDA, AMS

EARLY WEANED PIGS (U.S. TOTAL COMPOSITE WEIGHTED AVERAGE PRICE PER HEAD) WEEKLY



Source: USDA, AMS

Contact us

- www.manitoba.ca/agriculture/markets-and-statistics/
- Email us at industryintelligence@gov.mb.ca
- Follow us on X @MBGovAg

