

MANITOBA MARKETS

Hog Prices



May 11, 2021

For definitions of how data is collected and calculated, please see

<https://www.gov.mb.ca/agriculture/markets-and-statistics/livestock-statistics/pubs/hog-price-report-definitions-and-methodology.pdf>

Exchange rates (Monday close)

1 US \$ = C \$1.2156

1 EURO = C \$1.4761

1 Yen = C \$0.0112

<https://www.bankofcanada.ca/rates/exchange/daily-exchange-rates/>

Manitoba Weighted Average Carcass Prices (including premiums and discounts)

All In Weights C\$/100 kg

Week	Week ending date	2021	2020	Change from Previous Week	Change from Previous Year
15	2021-04-16	238.26	161.54	0.7%	47.5%
16	2021-04-23	243.39	146.12	2.2%	66.6%
17	2021-04-30	244.55	150.14	0.5%	62.9%
18	2021-05-07	242.31	164.32	-0.9%	47.5%
Four week average		242.13	155.53	-	55.7%

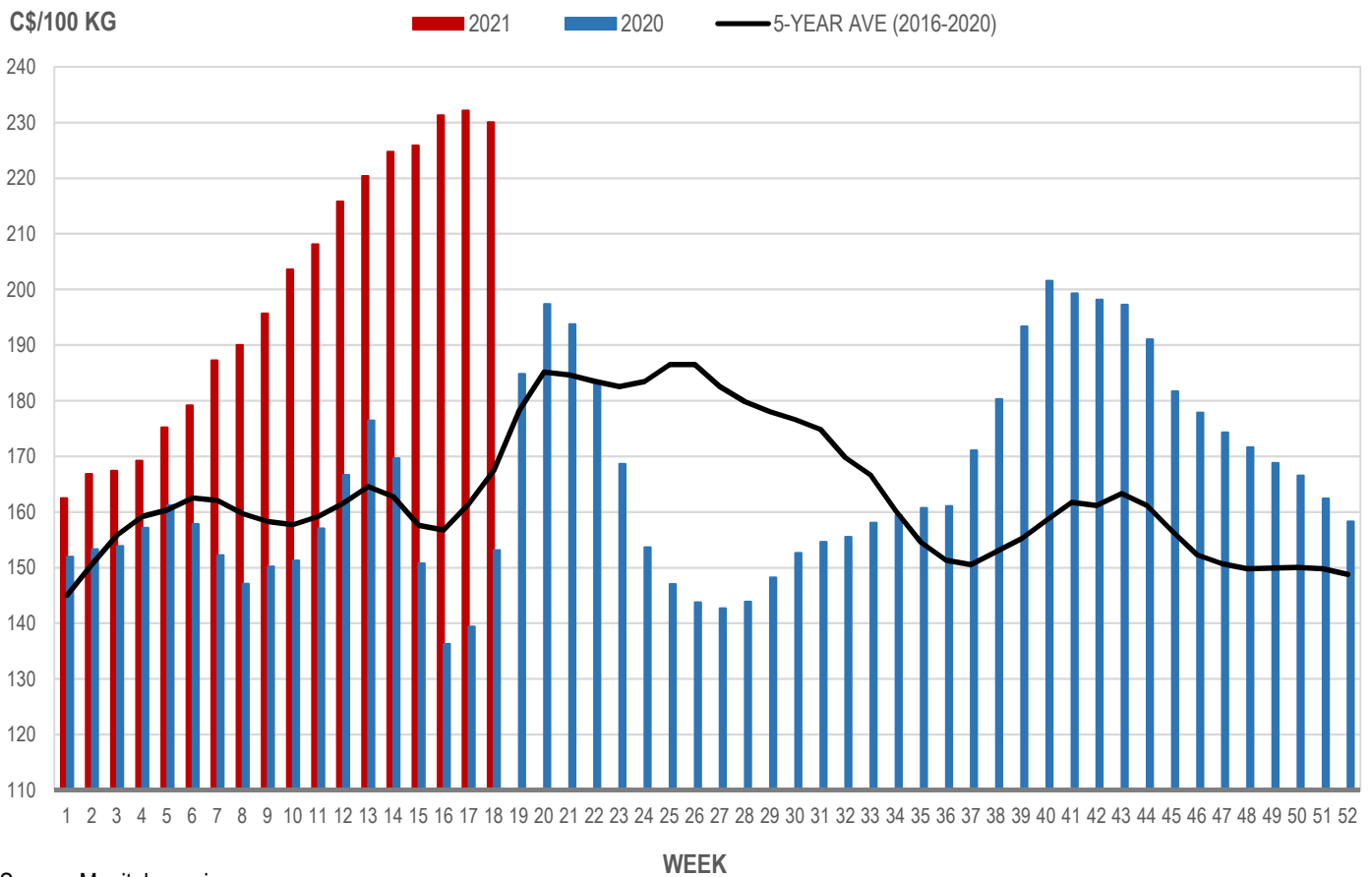
Source: Manitoba major processors.

Index 100, C\$/100 kg

Week	Week ending date	2021	2020	Change from Previous Week	Change from Previous Year
15	2021-04-16	225.83	150.79	0.5%	49.8%
16	2021-04-23	231.27	136.31	2.4%	69.7%
17	2021-04-30	232.16	139.41	0.4%	66.5%
18	2021-05-07	230.04	153.14	-0.9%	50.2%
Four week average		229.82	144.91	-	58.6%

Source: Manitoba major processors.

MANITOBA WEIGHTED AVERAGE INDEX 100 HOG PRICES WEEKLY



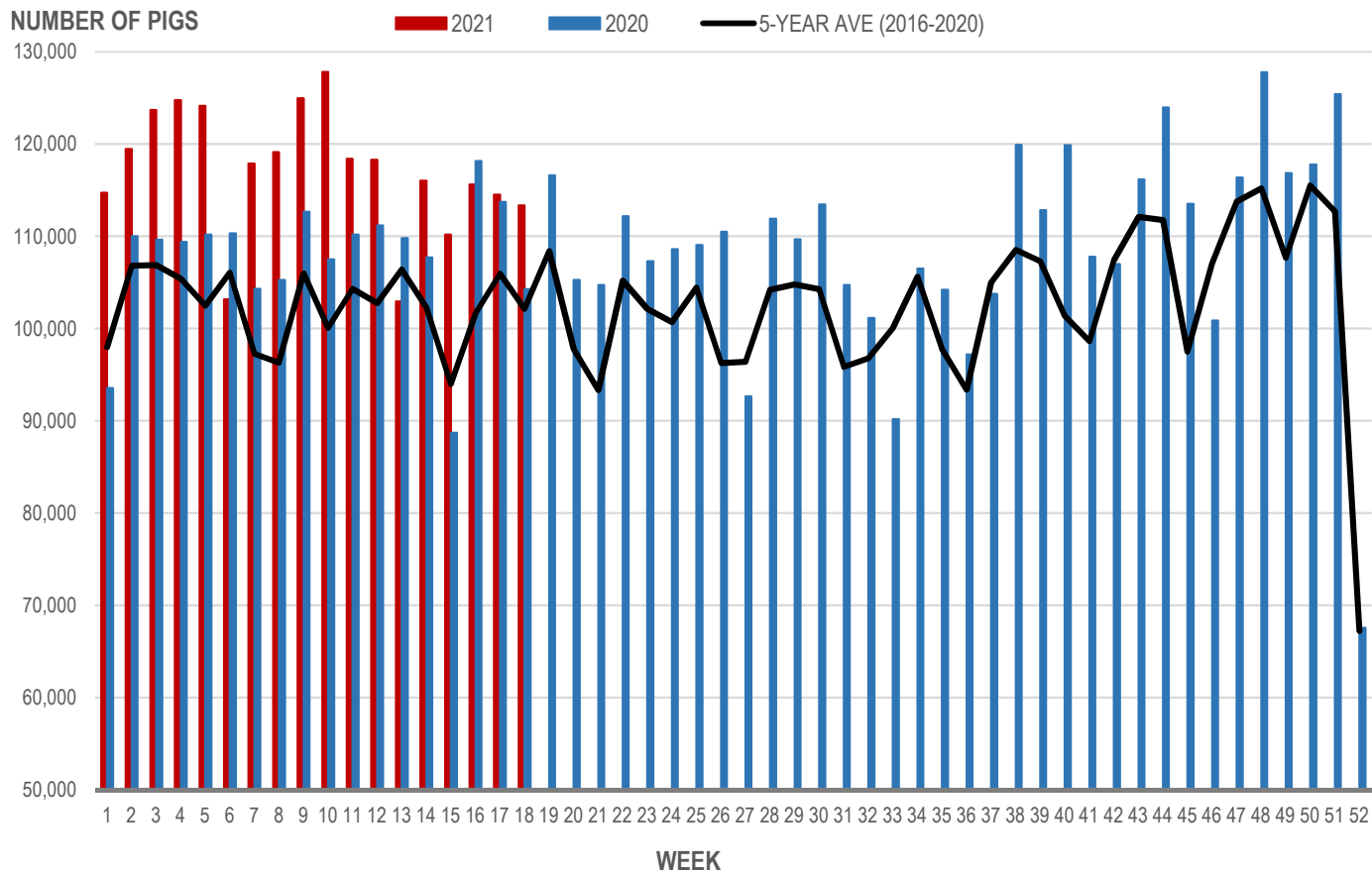
Source: Manitoba major processors

Number of Pigs Processed by Major Processors

Week	Week ending date	2021	2020	Change from Previous Week	Change from Previous Year
15	2021-04-16	110,176	88,692	-5.1%	24.2%
16	2021-04-23	115,602	118,145	4.9%	-2.2%
17	2021-04-30	114,529	113,734	-0.9%	0.7%
18	2021-05-07	113,353	104,260	-1.0%	8.7%
Four week average		113,415	106,208	-	6.8%

Source: Manitoba major processors.

NUMBER OF PIGS PROCESSED BY MAJOR PROCESSORS WEEKLY



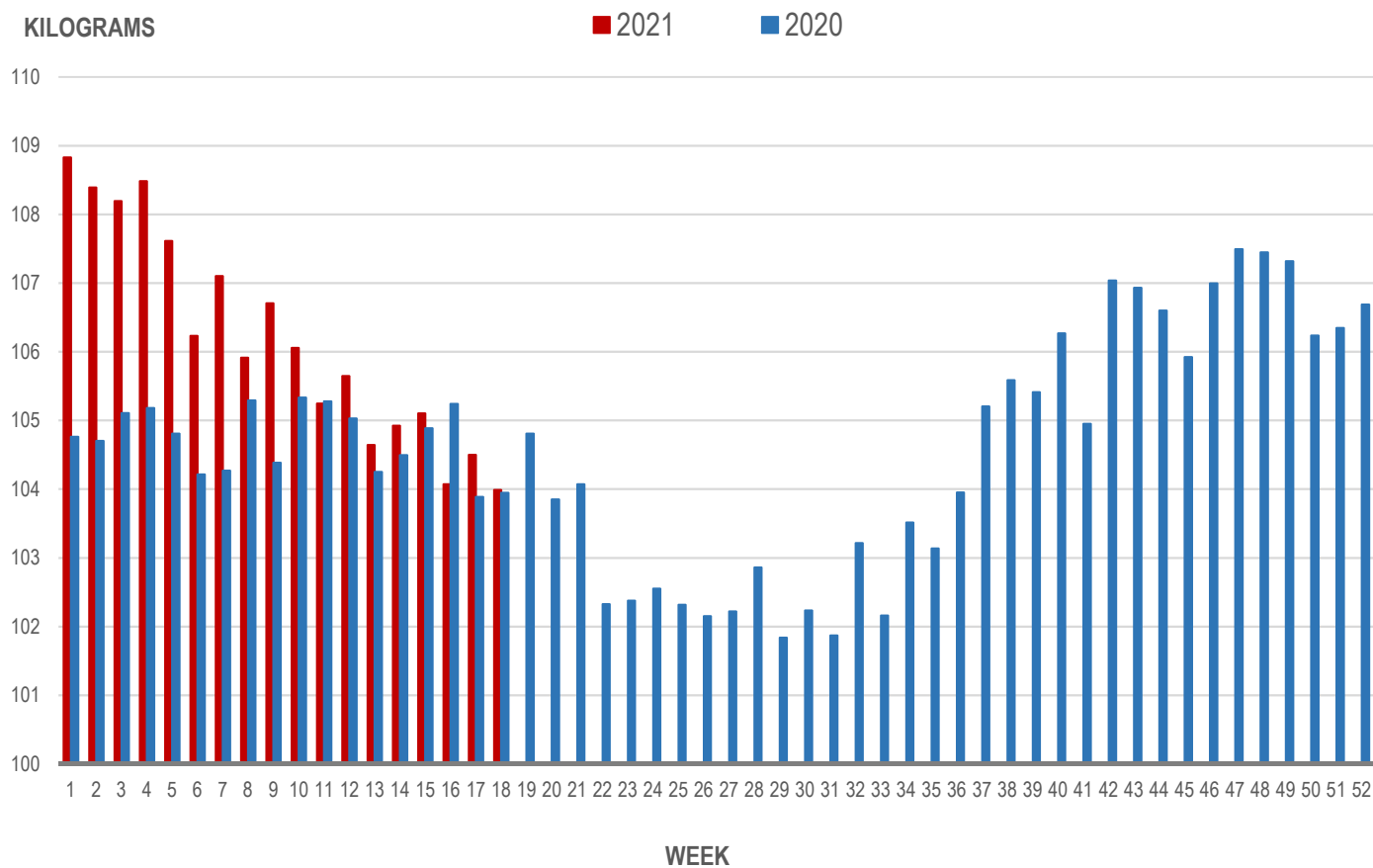
Source: Manitoba major processors

Average Weight of Hogs Processed by Major Processors, Kg

Week	Week ending date	2021	2020	Change from Previous Week	Change from Previous Year
15	2021-04-16	105.10	104.89	0.2%	0.2%
16	2021-04-23	104.07	105.24	-1.0%	-1.1%
17	2021-04-30	104.50	103.89	0.4%	0.6%
18	2021-05-07	103.99	103.95	-0.5%	0.0%
Four week average		104.42	104.49	-	-0.1%

Source: Manitoba major processors.

AVERAGE WEIGHT OF HOGS PROCESSED BY MAJOR PROCESSORS WEEKLY



Source: Manitoba major processors

CME FUTURES PRICES, US\$/lb, Friday settle price

	LEAN HOG	Change *	PORK CUTOUT	Change *
May 2021	111.98	1.85	114.60	0.90
Jun 2021	112.85	3.13	119.00	3.75
July 2021	113.55	4.30	118.38	5.53
Aug 2021	109.03	3.53	116.13	5.03
Oct 2021	91.98	3.27	102.63	3.08
Dec 2021	84.75	3.30	95.33	2.30
Feb 2022	86.43	3.27	95.33	2.05
Apr 2022	87.80	3.05	96.65	2.05
May 2022	89.83	2.13	96.90	2.05
Jun 2022	95.00	3.50	104.40	1.98
July 2022	93.98	2.07	101.53	-0.05
Aug 2022	91.05	0.80	101.80	-0.40

Source: CME

* Price change from previous week, US\$

MAPLE LEAF Sig #4 - Contract Prices Top of Range

	Sig #4 Price C\$/100 kg	Change *
June 2021	240.67	1.18
July 2021	240.85	3.76
Aug 2021	236.57	3.14
Sep 2021	203.69	2.77
Oct 2021	194.48	2.60
Nov 2021	186.23	2.96
Dec 2021	178.90	3.04
Jan 2022	181.02	3.42

Source: HAMs Marketing

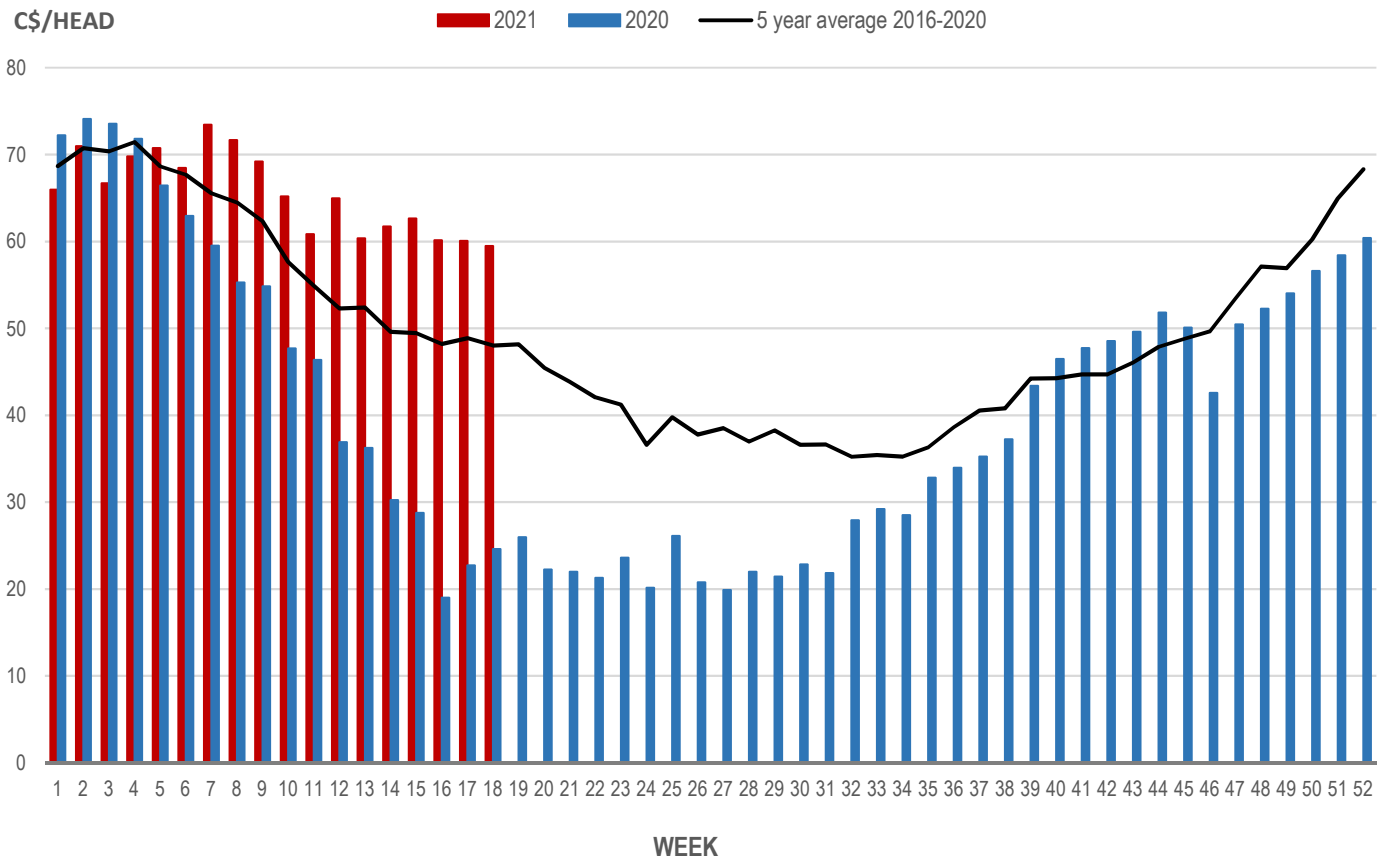
* Price change from previous week, C\$

Weaning Pigs (U.S. Total Composite Weighted Average Price per Head)

	Formula and Cash Low, US\$/Head	Formula and Cash High, US\$/Head	Wtd Avg Price, US\$/Head	Wtd Avg Price, C\$/Head
Early Weaned (10-12 lb)	38.63	56.29	48.94	59.49
Feeder Pigs (40 lb)	72.00	82.93	80.81	98.23

Source: USDA, AMS

EARLY WEANED PIGS (U.S. TOTAL COMPOSITE WEIGHTED AVERAGE PRICE PER HEAD) WEEKLY



Source: USDA, AMS

Contact us

Go to manitoba.ca/agriculture and click on Markets and Statistics

Email us at industryintelligence@gov.mb.ca

Follow us on Twitter @MBGovAg