

# Hog Prices



April 27, 2021

For definitions of how data is collected and calculated, please see

<https://www.gov.mb.ca/agriculture/markets-and-statistics/livestock-statistics/pubs/hog-price-report-definitions-and-methodology.pdf>

## Exchange rates (Monday close)

1 US \$ = C \$1.2412

1 EURO = C \$1.4997

1 Yen = C \$0.0115

<https://www.bankofcanada.ca/rates/exchange/daily-exchange-rates/>

## Manitoba Weighted Average Carcass Prices (including premiums and discounts)

### All In Weights C\$/100 kg

Week	Week ending date	2021	2020	Change from Previous Week	Change from Previous Year
13	2021-04-02	231.75	189.48	2.0%	22.3%
14	2021-04-09	236.66	182.75	2.1%	29.5%
15	2021-04-16	238.26	161.54	0.7%	47.5%
16	2021-04-23	243.39	146.12	2.2%	66.6%
<b>Four week average</b>		<b>237.52</b>	<b>169.97</b>	<b>-</b>	<b>39.7%</b>

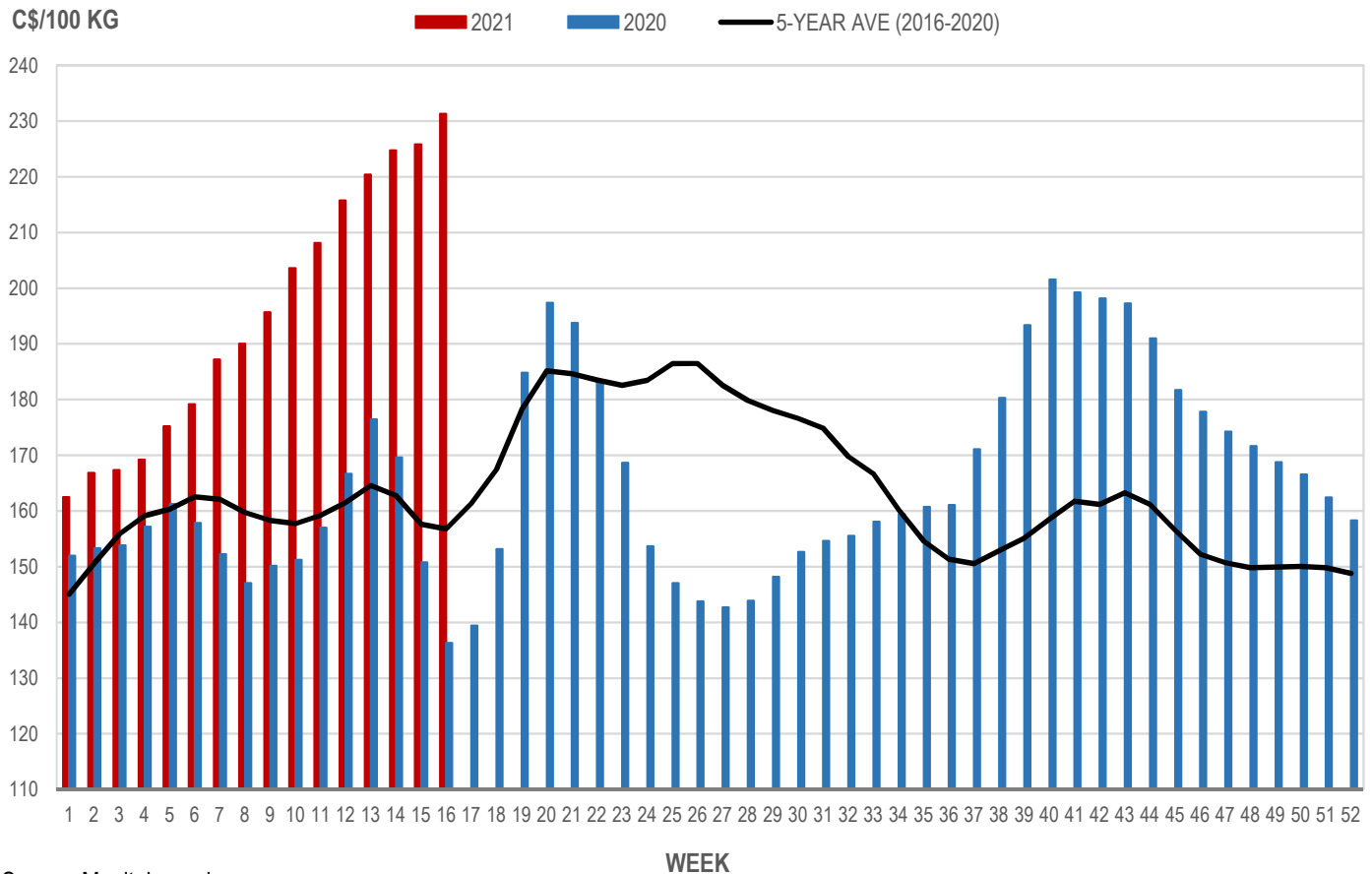
Source: Manitoba major processors.

## Index 100, C\$/100 kg

Week	Week ending date	2021	2020	Change from Previous Week	Change from Previous Year
13	2021-04-02	220.38	176.45	2.1%	24.9%
14	2021-04-09	224.72	169.63	2.0%	32.5%
15	2021-04-16	225.83	150.79	0.5%	49.8%
16	2021-04-23	231.27	136.31	2.4%	69.7%
<b>Four week average</b>		<b>225.55</b>	<b>158.30</b>	<b>-</b>	<b>42.5%</b>

Source: Manitoba major processors.

## MANITOBA WEIGHTED AVERAGE INDEX 100 HOG PRICES WEEKLY



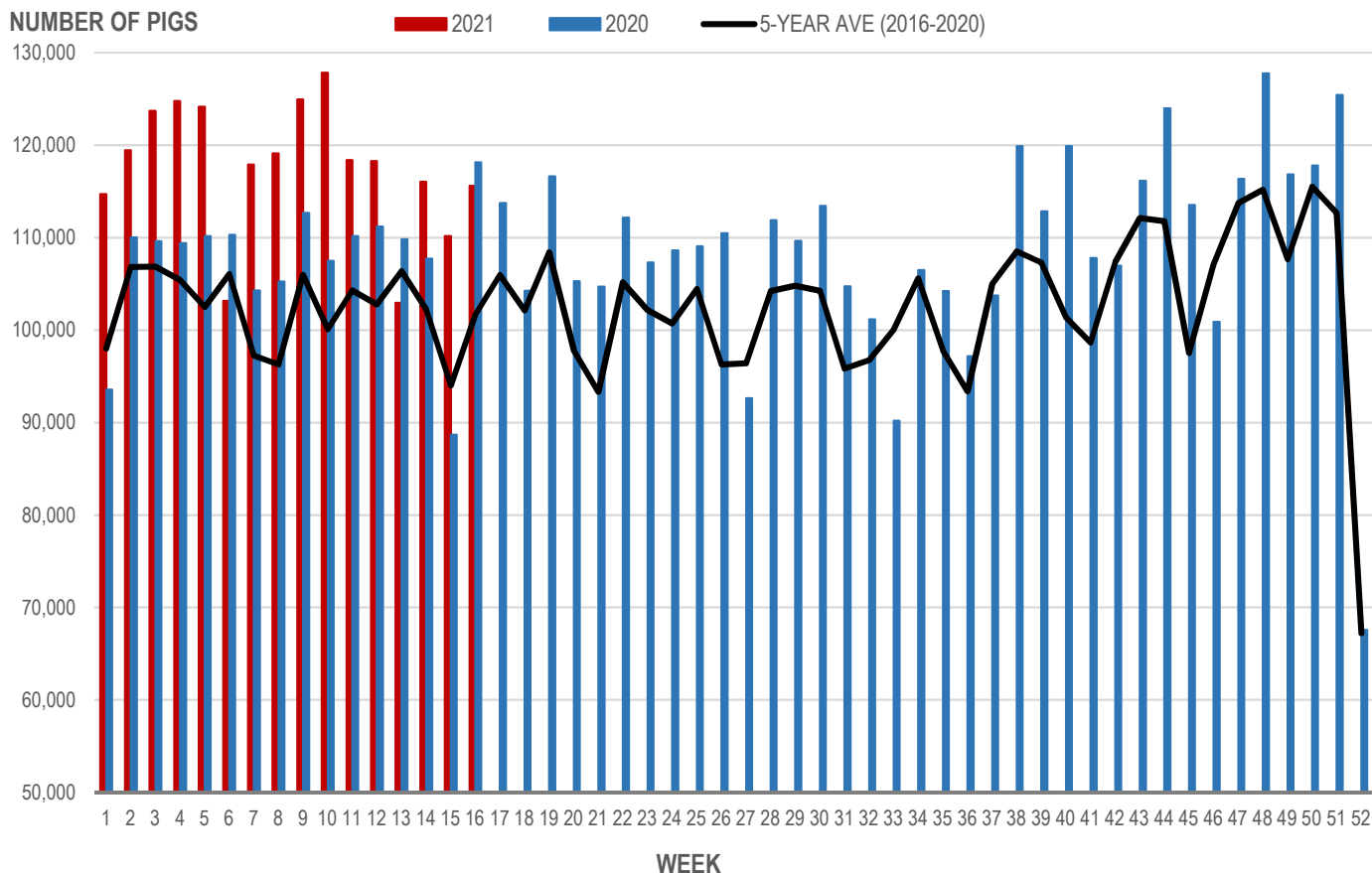
Source: Manitoba major processors

## Number of Pigs Processed by Major Processors

Week	Week ending date	2021	2020	Change from Previous Week	Change from Previous Year
13	2021-04-02	102937	109810	-13.0%	-6.3%
14	2021-04-09	116037	107707	12.7%	7.7%
15	2021-04-16	110176	88692	-5.1%	24.2%
16	2021-04-23	115602	118145	4.9%	-2.2%
<b>Four week average</b>		<b>111188</b>	<b>106089</b>	<b>-</b>	<b>4.8%</b>

Source: Manitoba major processors.

### NUMBER OF PIGS PROCESSED BY MAJOR PROCESSORS WEEKLY



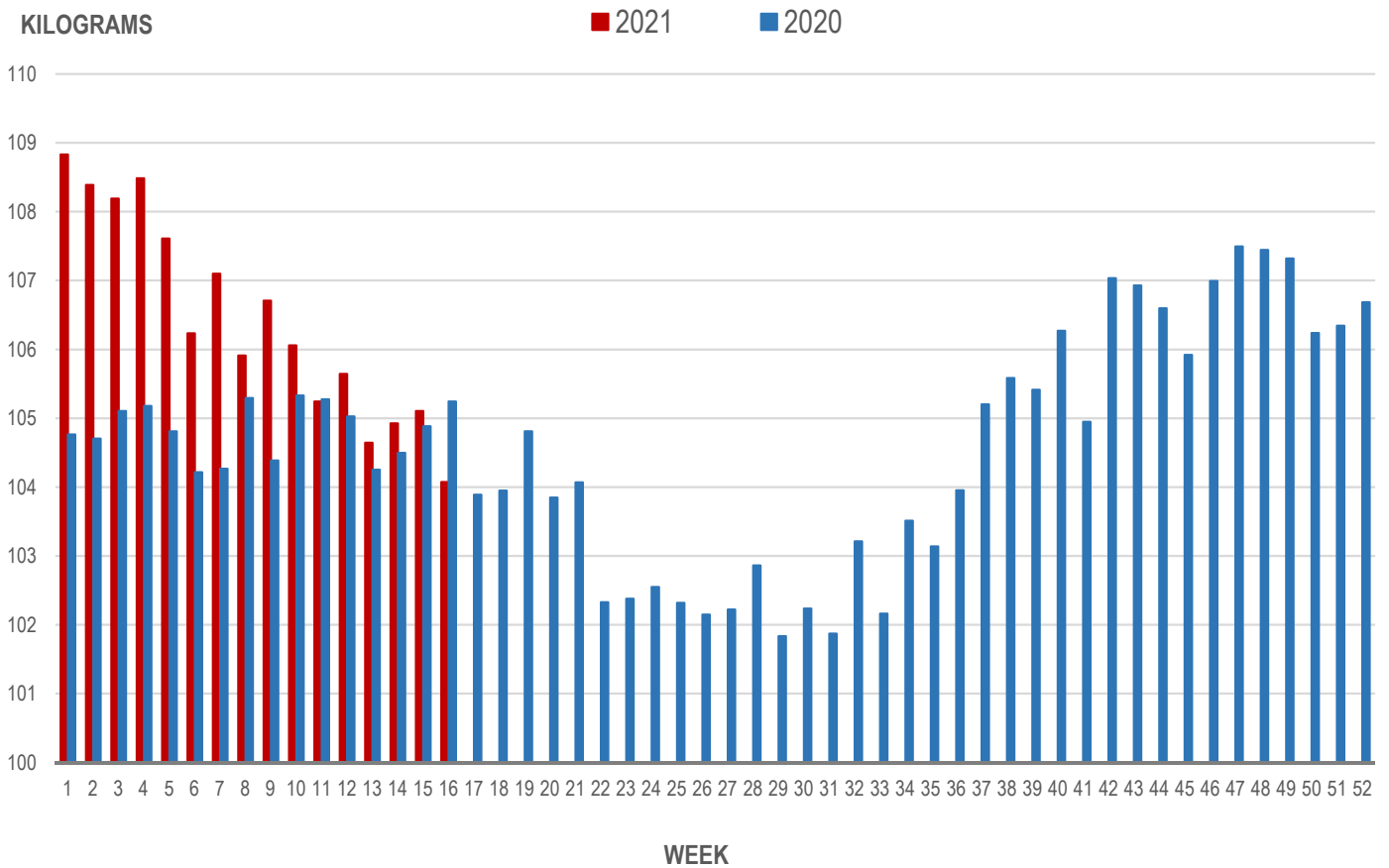
Source: Manitoba major processors

## Average Weight of Hogs Processed by Major Processors, Kg

Week	Week ending date	2021	2020	Change from Previous Week	Change from Previous Year
13	2021-04-02	104.64	104.25	-0.9%	0.4%
14	2021-04-09	104.92	104.50	0.3%	0.4%
15	2021-04-16	105.10	104.89	0.2%	0.2%
16	2021-04-23	104.07	105.24	-1.0%	-1.1%
<b>Four week average</b>		<b>104.69</b>	<b>104.72</b>	<b>-</b>	<b>0.0%</b>

Source: Manitoba major processors.

### AVERAGE WEIGHT OF HOGS PROCESSED BY MAJOR PROCESSORS WEEKLY



Source: Manitoba major processors

**CME FUTURES PRICES, US\$/lb, Friday settle price**

	<b>LEAN HOG</b>	<b>Change *</b>	<b>PORK CUTOUT</b>	<b>Change *</b>
May 2021	109.35	6.88	114.73	3.97
Jun 2021	105.73	4.02	112.23	2.82
July 2021	104.53	4.83	109.98	3.65
Aug 2021	101.15	5.00	107.38	2.08
Oct 2021	85.90	4.20	95.93	3.80
Dec 2021	79.35	4.40	90.00	4.33
Feb 2022	81.25	4.30	90.05	3.65
Apr 2022	83.03	3.43	91.38	4.25
May 2022	85.85	3.35	91.63	4.25
Jun 2022	90.48	2.97	95.93	4.25
July 2022	90.50	2.58	96.55	4.25
Aug 2022	88.25	0.25	97.18	4.25

Source: CME

\* Price change from previous week, US\$

**MAPLE LEAF Sig #4 - Contract Prices Top of Range**

	<b>Sig #4 Price C\$/100 kg</b>	<b>Change *</b>
May 2021	217.75	4.39
June 2021	228.32	4.30
July 2021	225.90	4.32
Aug 2021	223.13	7.35
Sep 2021	194.84	5.88
Oct 2021	185.53	6.20
Nov 2021	179.14	6.86
Dec 2021	171.66	6.92

Source: HAMs Marketing

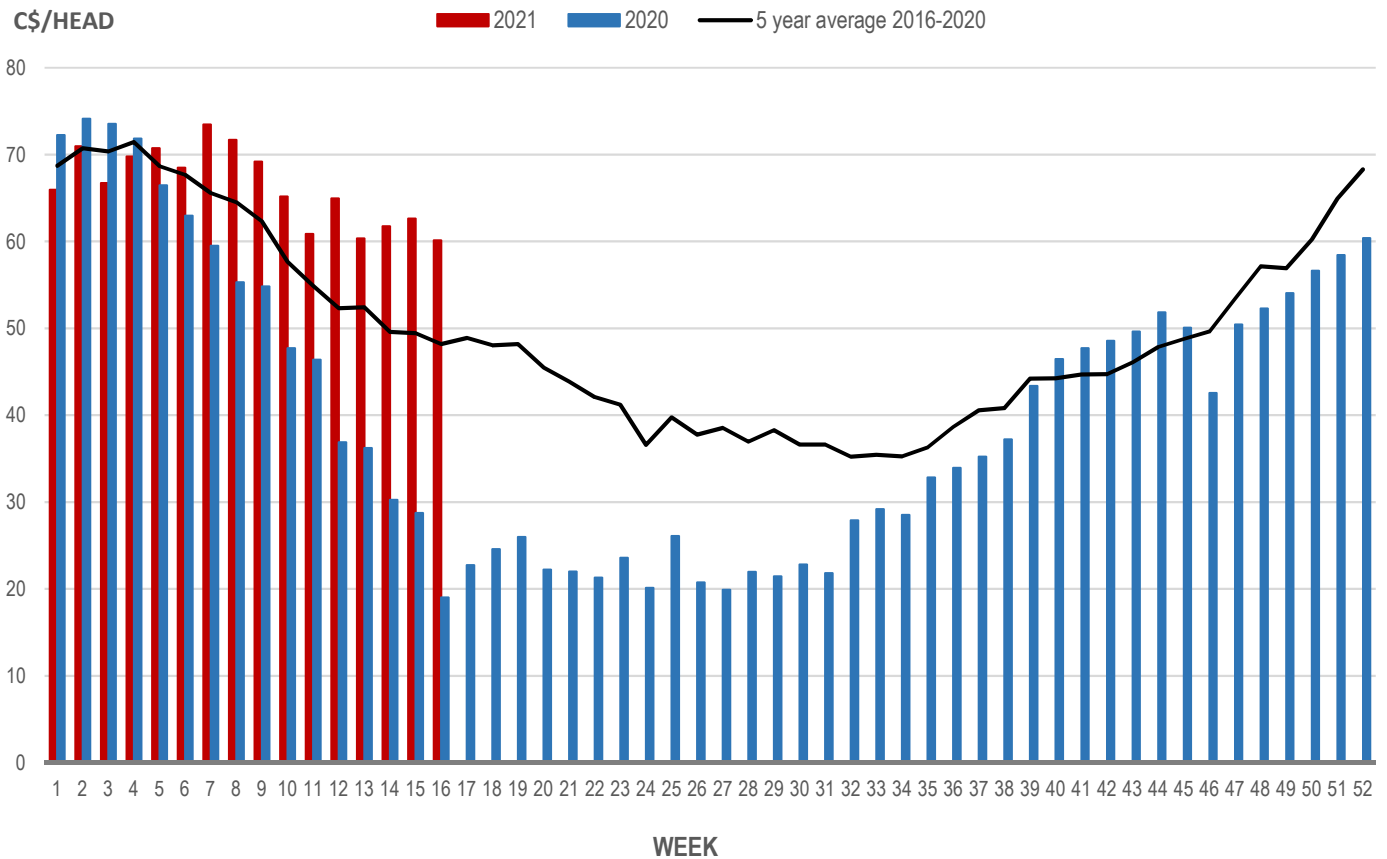
\* Price change from previous week, C\$

## Weaning Pigs (U.S. Total Composite Weighted Average Price per Head)

	Formula and Cash Low, US\$/Head	Formula and Cash High, US\$/Head	Wtd Avg Price, US\$/Head	Wtd Avg Price, C\$/Head
Early Weaned (10-12 lb)	37.53	59.00	48.44	60.12
Feeder Pigs (40 lb)	90.00	112.00	99.70	123.75

Source: USDA, AMS

## EARLY WEANED PIGS (U.S. TOTAL COMPOSITE WEIGHTED AVERAGE PRICE PER HEAD) WEEKLY



Source: USDA, AMS

### Contact us

Go to [manitoba.ca/agriculture](http://manitoba.ca/agriculture) and click on Markets and Statistics

Email us at [industryintelligence@gov.mb.ca](mailto:industryintelligence@gov.mb.ca)

Follow us on Twitter @MBGovAg