

MANITOBA MARKETS

Hog Prices



April 20, 2021

For definitions of how data is collected and calculated, please see

<https://www.gov.mb.ca/agriculture/markets-and-statistics/livestock-statistics/pubs/hog-price-report-definitions-and-methodology.pdf>

Exchange rates (Monday close)

1 US \$ = C \$1.2519

1 EURO = C \$1.5063

1 Yen = C \$0.0116

<https://www.bankofcanada.ca/rates/exchange/daily-exchange-rates/>

Manitoba Weighted Average Carcass Prices (including premiums and discounts)

All In Weights C\$/100 kg

Week	Week ending date	2021	2020	Change from Previous Week	Change from Previous Year
12	2021-03-26	227.27	179.08	3.6%	26.9%
13	2021-04-02	231.75	189.48	2.0%	22.3%
14	2021-04-09	236.66	182.75	2.1%	29.5%
15	2021-04-16	238.26	161.54	0.7%	47.5%
Four week average		233.49	178.21	-	31.0%

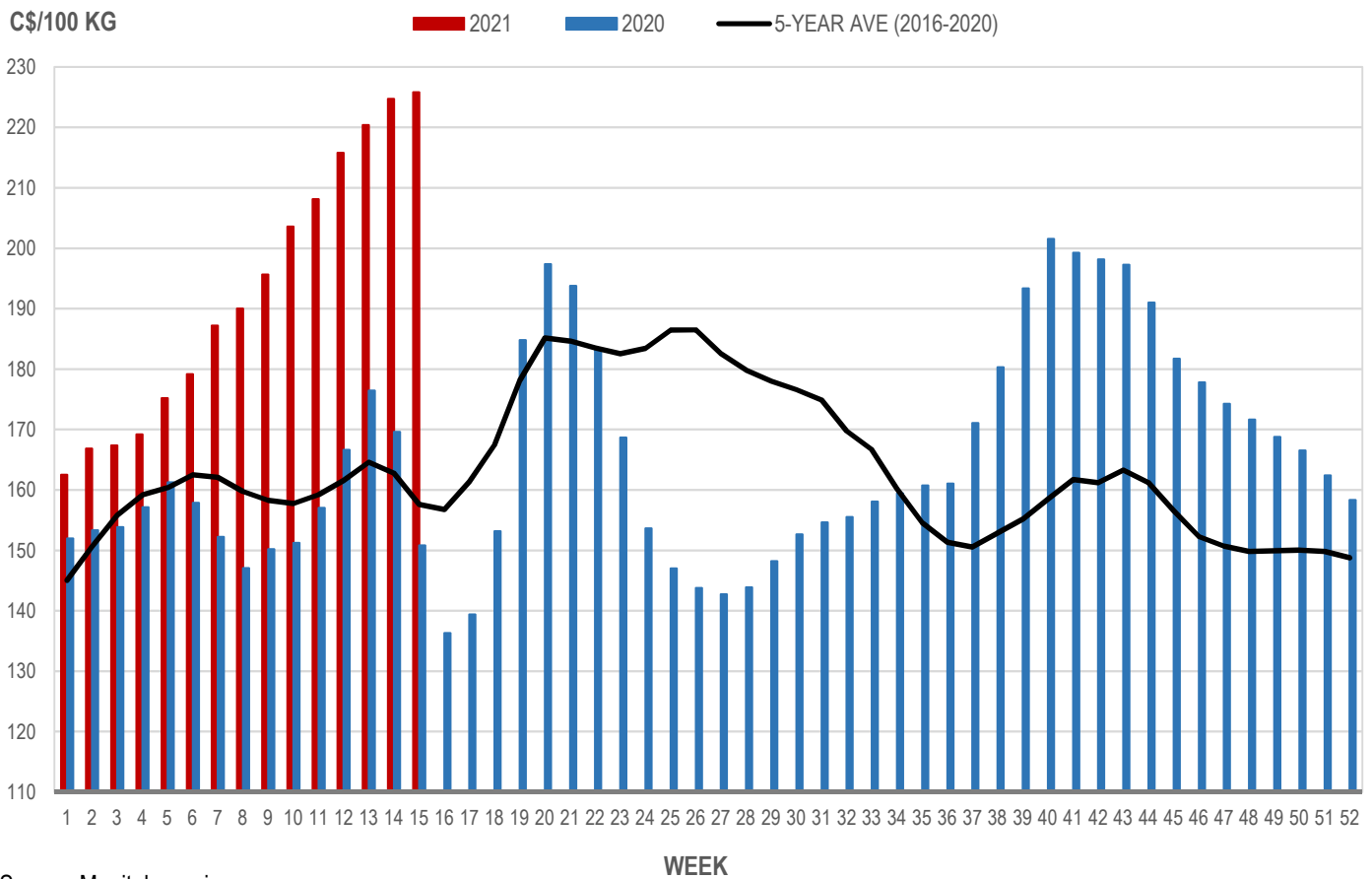
Source: Manitoba major processors.

Index 100, C\$/100 kg

Week	Week ending date	2021	2020	Change from Previous Week	Change from Previous Year
12	2021-03-26	215.77	166.65	3.7%	29.5%
13	2021-04-02	220.38	176.45	2.1%	24.9%
14	2021-04-09	224.72	169.63	2.0%	32.5%
15	2021-04-16	225.83	150.79	0.5%	49.8%
Four week average		221.68	165.88	-	33.6%

Source: Manitoba major processors.

MANITOBA WEIGHTED AVERAGE INDEX 100 HOG PRICES WEEKLY



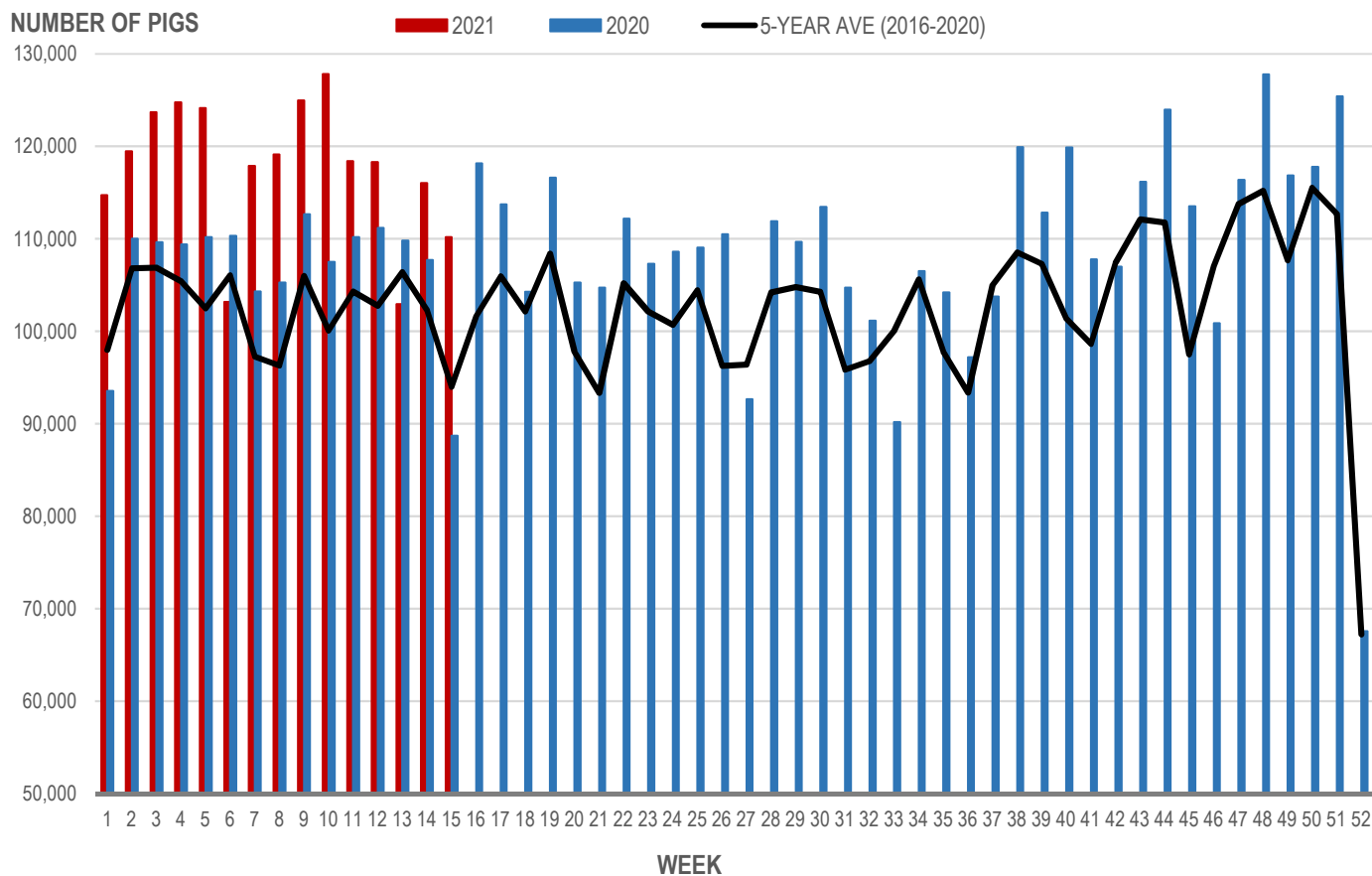
Source: Manitoba major processors

Number of Pigs Processed by Major Processors

Week	Week ending date	2021	2020	Change from Previous Week	Change from Previous Year
12	2021-03-26	118292	111181	-0.1%	6.4%
13	2021-04-02	102937	109810	-13.0%	-6.3%
14	2021-04-09	116037	107707	12.7%	7.7%
15	2021-04-16	110176	88692	-5.1%	24.2%
Four week average		111861	104348	-	7.2%

Source: Manitoba major processors.

NUMBER OF PIGS PROCESSED BY MAJOR PROCESSORS WEEKLY



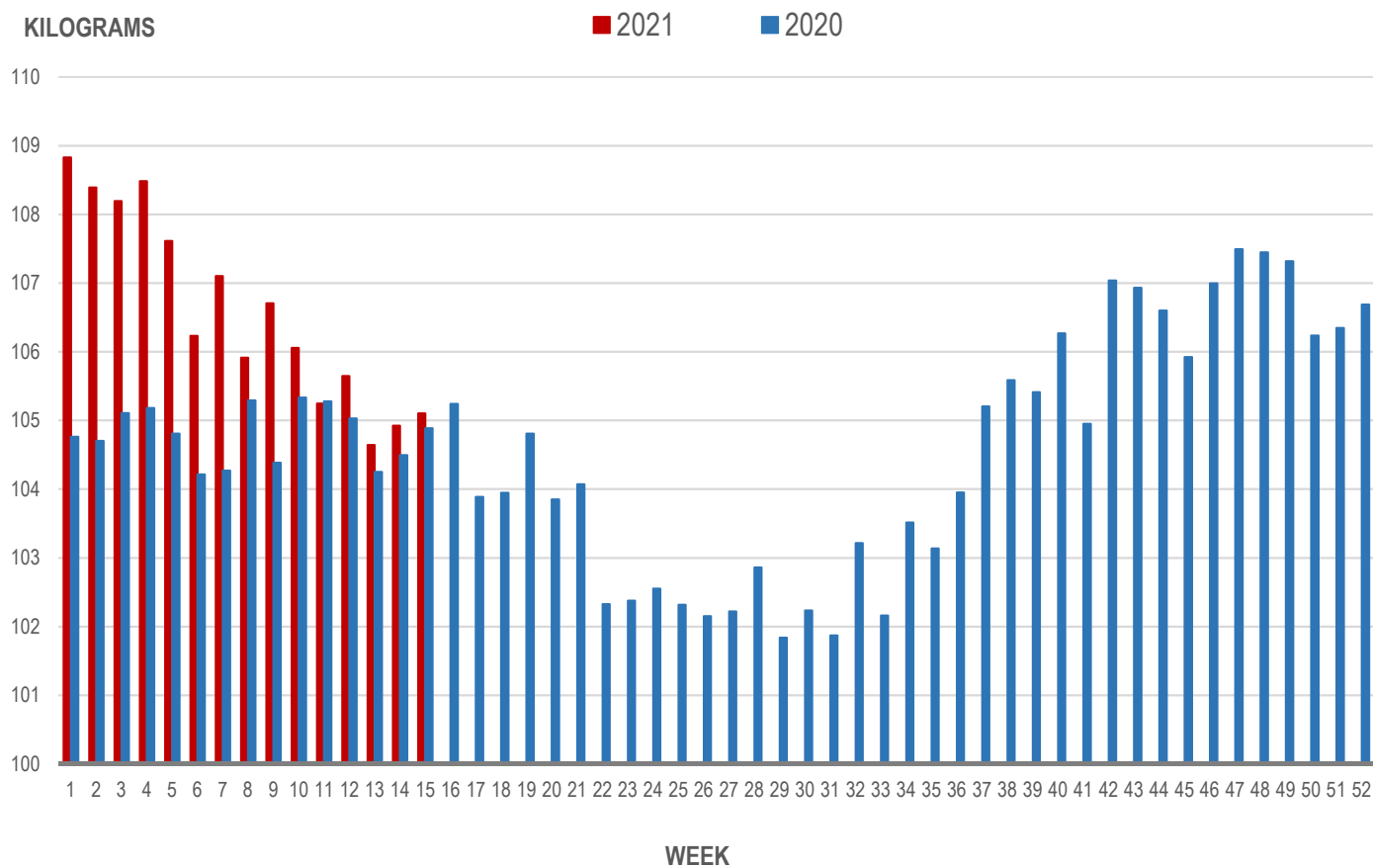
Source: Manitoba major processors

Average Weight of Hogs Processed by Major Processors, Kg

Week	Week ending date	2021	2020	Change from Previous Week	Change from Previous Year
12	2021-03-26	105.64	105.03	0.4%	0.6%
13	2021-04-02	104.64	104.25	-0.9%	0.4%
14	2021-04-09	104.92	104.50	0.3%	0.4%
15	2021-04-16	105.10	104.89	0.2%	0.2%
Four week average		105.08	104.66	-	0.4%

Source: Manitoba major processors.

AVERAGE WEIGHT OF HOGS PROCESSED BY MAJOR PROCESSORS WEEKLY



Source: Manitoba major processors

CME FUTURES PRICES, US\$/lb, Friday settle price

	LEAN HOG	Change *	PORK CUTOUT	Change *
May 2021	102.48	-3.90	110.75	-2.53
Jun 2021	101.70	-7.25	109.40	-5.65
July 2021	99.70	-7.10	106.33	-5.97
Aug 2021	96.15	-6.27	105.30	-4.10
Oct 2021	81.70	-5.58	92.13	-4.28
Dec 2021	74.95	-4.18	85.68	-3.60
Feb 2022	76.95	-2.75	86.40	-3.60
Apr 2022	79.60	-1.75	87.13	-3.58
May 2022	82.50	-2.65	87.38	-3.58
Jun 2022	87.50	-1.53	91.68	-3.58
July 2022	87.93	-0.92	92.30	-3.58
Aug 2022	88.00	NA	92.93	NA

Source: CME

* Price change from previous week, US\$

MAPLE LEAF Sig #4 - Contract Prices Top of Range

	Sig #4 Price C\$/100 kg	Change *
May 2021	213.36	-15.66
June 2021	224.02	-14.81
July 2021	221.58	-17.69
Aug 2021	215.78	-10.08
Sep 2021	188.96	-36.90
Oct 2021	179.33	-20.00
Nov 2021	172.28	-17.91
Dec 2021	164.74	-14.04

Source: HAMs Marketing

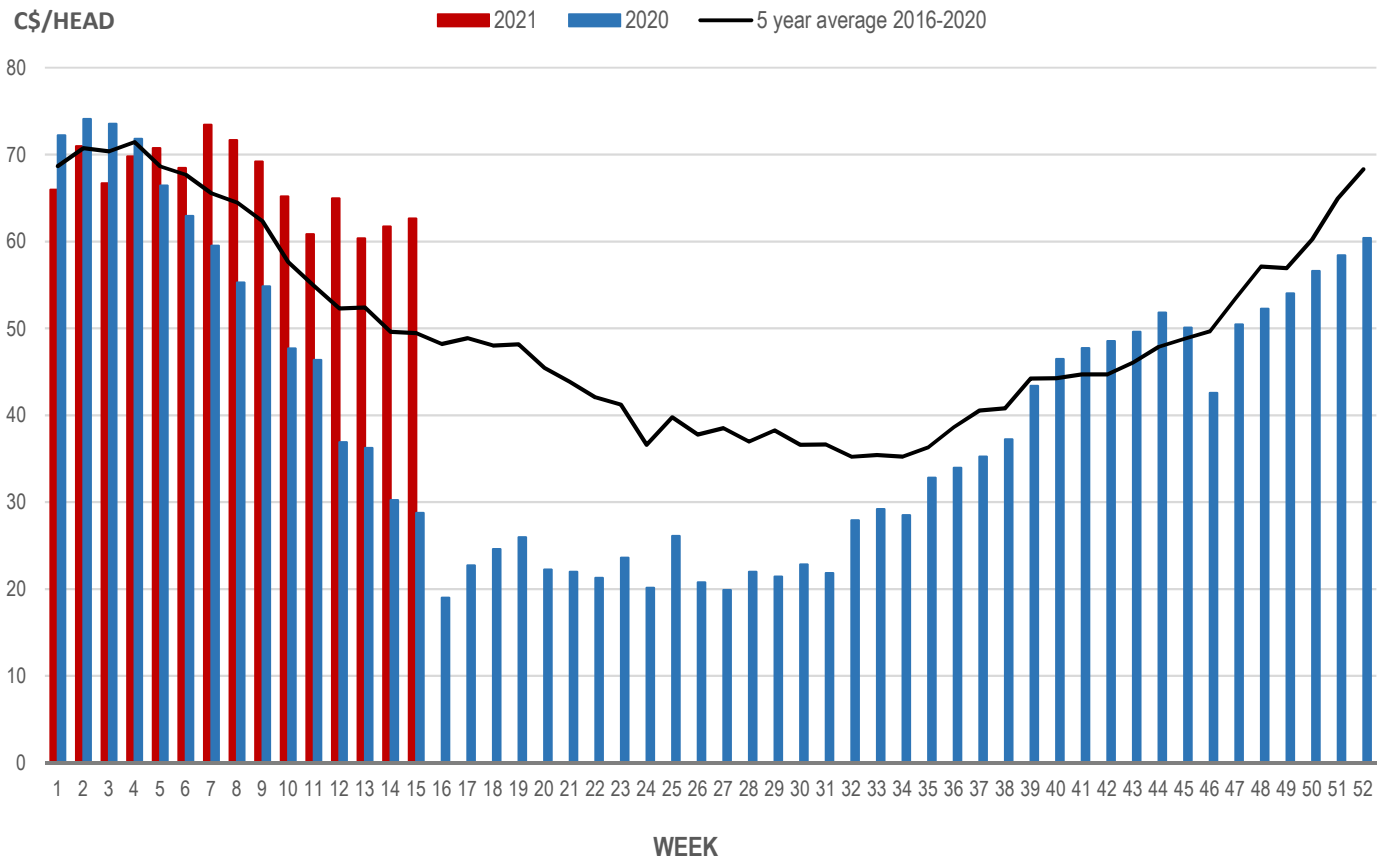
* Price change from previous week, C\$

Weaning Pigs (U.S. Total Composite Weighted Average Price per Head)

	Formula and Cash Low, US\$/Head	Formula and Cash High, US\$/Head	Wtd Avg Price, US\$/Head	Wtd Avg Price, C\$/Head
Early Weaned (10-12 lb)	40.00	59.12	50.04	62.65
Feeder Pigs (40 lb)	97.00	110.00	101.31	126.83

Source: USDA, AMS

EARLY WEANED PIGS (U.S. TOTAL COMPOSITE WEIGHTED AVERAGE PRICE PER HEAD) WEEKLY



Source: USDA, AMS

Contact us

Go to manitoba.ca/agriculture and click on Markets and Statistics

Email us at industryintelligence@gov.mb.ca

Follow us on Twitter @MBGovAg