

MANITOBA ANALYTICS

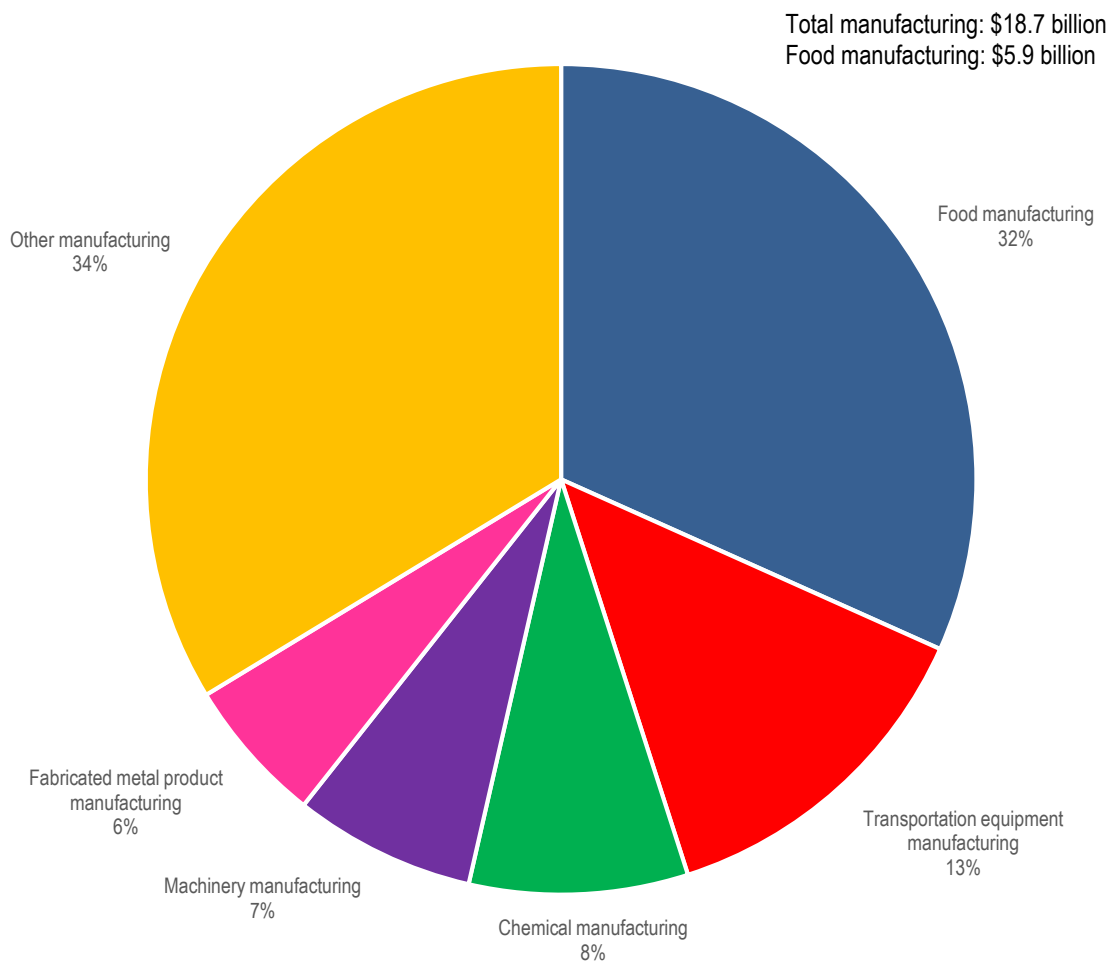
Food Manufacturing Sales



FOOD MANUFACTURING SALES – 2020

The food manufacturing industry is the largest manufacturing industry in Manitoba, in terms of sales (shipments). In 2020, this industry was valued at \$5.9 billion. This represents 31.7 per cent of Manitoba's total manufacturing sales of \$18.7 billion. For the past five years, food manufacturing has contributed an average of \$5.2 billion to Manitoba's economy each year (not adjusted for inflation).

TOP FIVE SECTORS CONTRIBUTING TO MANUFACTURING SALES IN MANITOBA, 2020



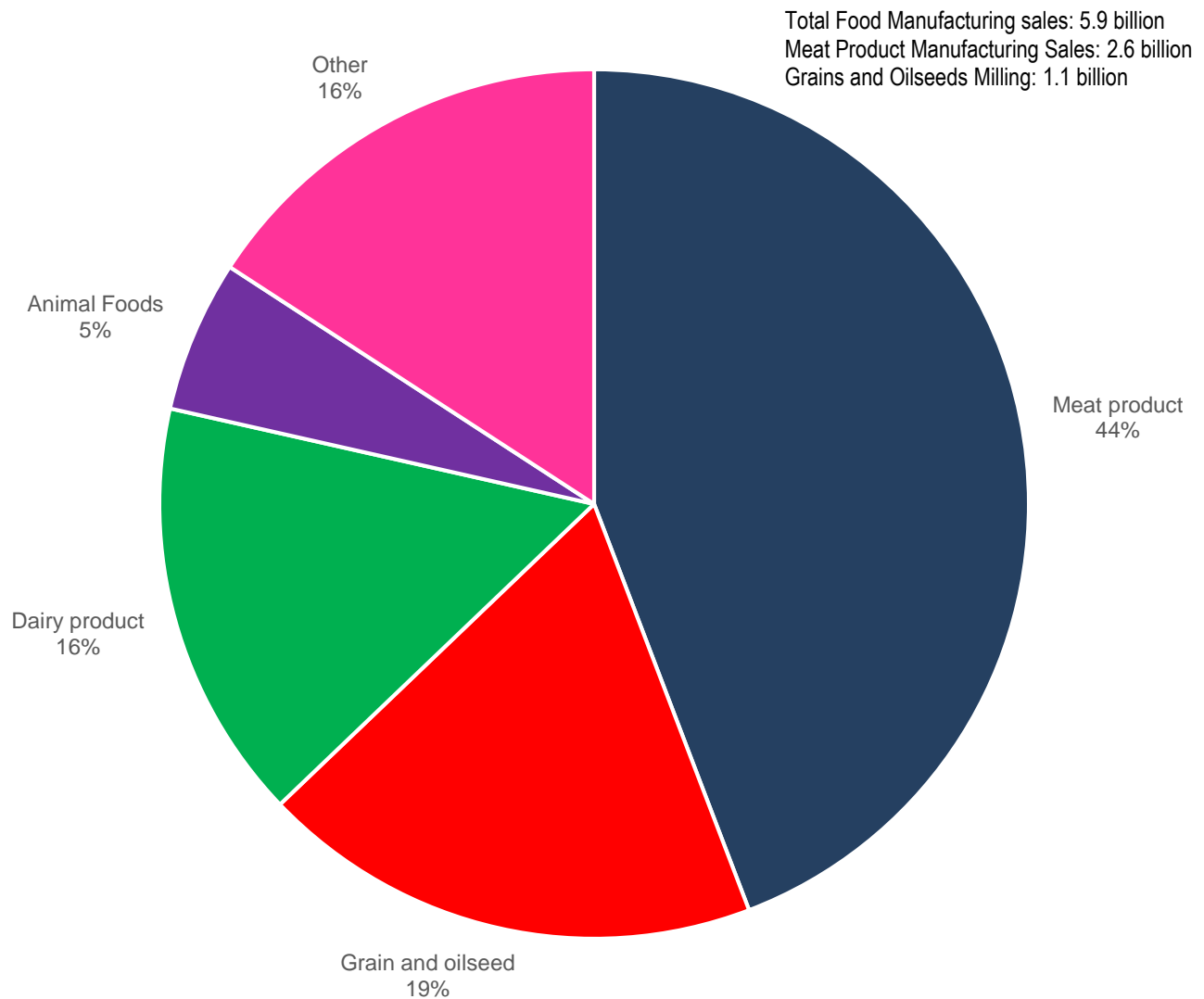
Source: Statistics Canada Table 16-10-0048-01

Manitoba Agriculture and Resource Development, 2021-04-12

FOOD MANUFACTURING SALES BY COMMODITY

Meat product manufacturing continues to be the largest food manufacturing sub-sector in Manitoba. In 2020, meat manufacturing sales grew by 15.5 per cent, with \$2.6 billion in sales. This amount accounted for 44 per cent of the total food manufacturing sales for 2020. Grain and oilseed milling, the second-largest food manufacturing sub-sector, showed an increase of 13 per cent in 2020, registering a sales value of \$1.1 billion. This accounted for 19 per cent of the total food manufacturing sales. Dairy product manufacturing saw the largest percentage increase in 2020 with \$928 million in sales value, an increase of 23 per cent from the previous year. Animal food manufacturing also showed a 19 per cent increase in sales in 2020.

FOOD MANUFACTURING SALES BY COMMODITY IN MANITOBA, 2020



FOOD MANUFACTURING SALES PERFORMANCE (2020 VERSUS 2019)

Manitoba food manufacturing sales increased by 15.8 per cent from \$5.1 billion in 2019, to \$5.9 billion in 2020. This is approximately \$809 million higher than the 2019 sales value. Among all food manufacturing sectors, dairy products, animal foods and meat products showed the largest percentage increase in sales compared to 2019.

Dairy product sales increased by 23 per cent from \$755 million in 2019 to \$929 million in 2020, mainly due to the expansion of MDI Holdings Corp's dairy processing facility. The company processes liquid milk into high value proteins and butter. .

Animal food sales showed the second-largest percentage increase, where the sales value increased by 19.3 per cent from \$280 million in 2019 to \$335 million in 2020. Meat product sales increased by 15.5 per cent from \$2.3 billion in 2019 to \$2.6 billion in 2020. China, the world's largest consumer of pork, lifted the ban of Canadian meat imports in November 2019, positively affecting sales and exports of meat products in Manitoba.

FOOD MANUFACTURING SALES 2020 VERSUS 2019 (\$ Thousand CAN)

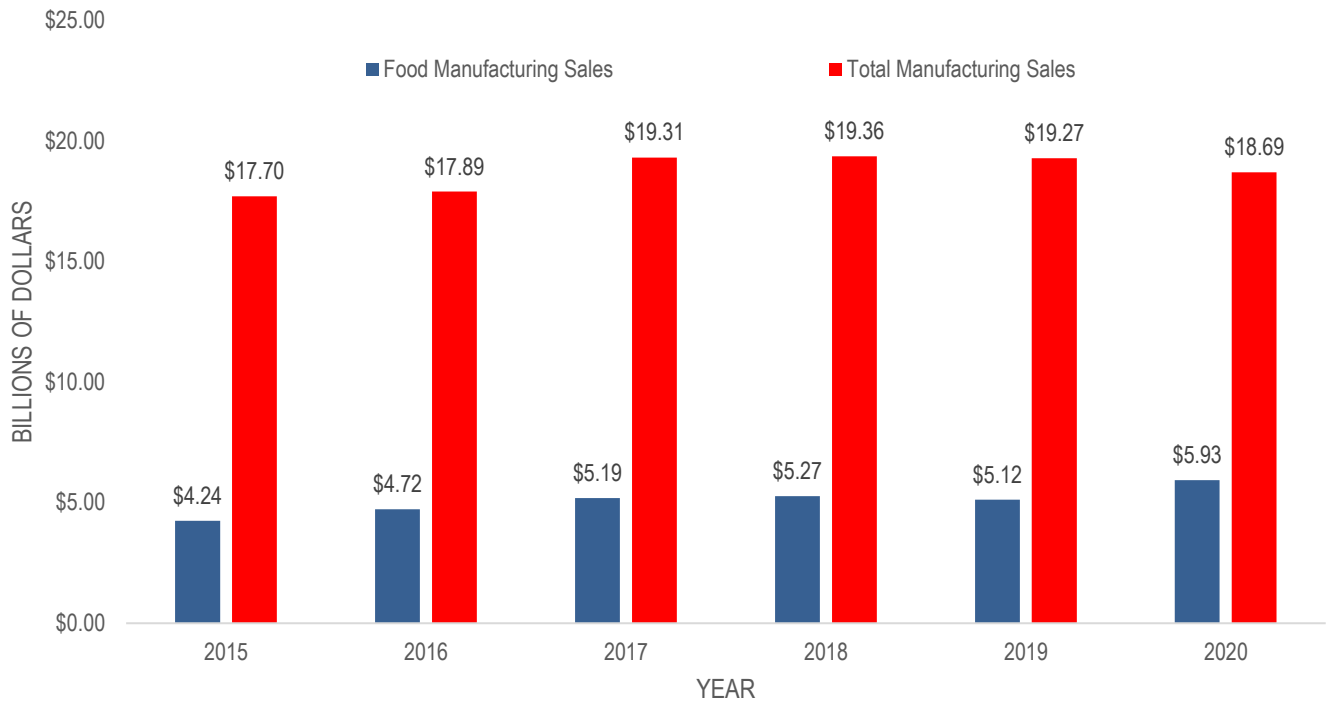
Commodity Type	2019	2020	Difference (2020-2019)	Percentage change (%) 2020/2019
Meat product	\$2,267,126	\$2,619,313	\$352,187	15.53
Grain and oilseed	\$977,302	\$1,105,528	\$128,226	13.12
Dairy product	\$754,976	\$928,900	\$173,924	23.04
Animal Foods	\$280,905	\$334,985	\$54,080	19.25
Others	\$836,549	\$937,468	\$100,919	12.06
Total food manufacturing	\$5,116,858	\$5,926,194	\$809,336	15.82

Source: Statistics Canada Table 16-10-0048-01

FOOD MANUFACTURING SALES FROM 2015 to 2020

Over the last six years, Manitoba food manufacturing sales have fluctuated between \$4.2 and \$5.9 billion Canadian. The highest sales value of \$5.9 billion was registered in 2020. Food manufacturing sales values increased between 2015 and 2018 but slightly decreased in 2019, to rise again in 2020 with the highest value in sales. Total food manufacturing sales grew by 11.2 per cent and 10 per cent in 2016 and 2017 respectively. In 2018, food manufacturing sales increased by a slight 1.6 per cent compared to the previous year. However, in 2019, sales decreased by three per cent. Food manufacturing sales in 2020 broke a new record of \$5.9 billion. This was a 15.8 per cent increase with respect to the previous year.

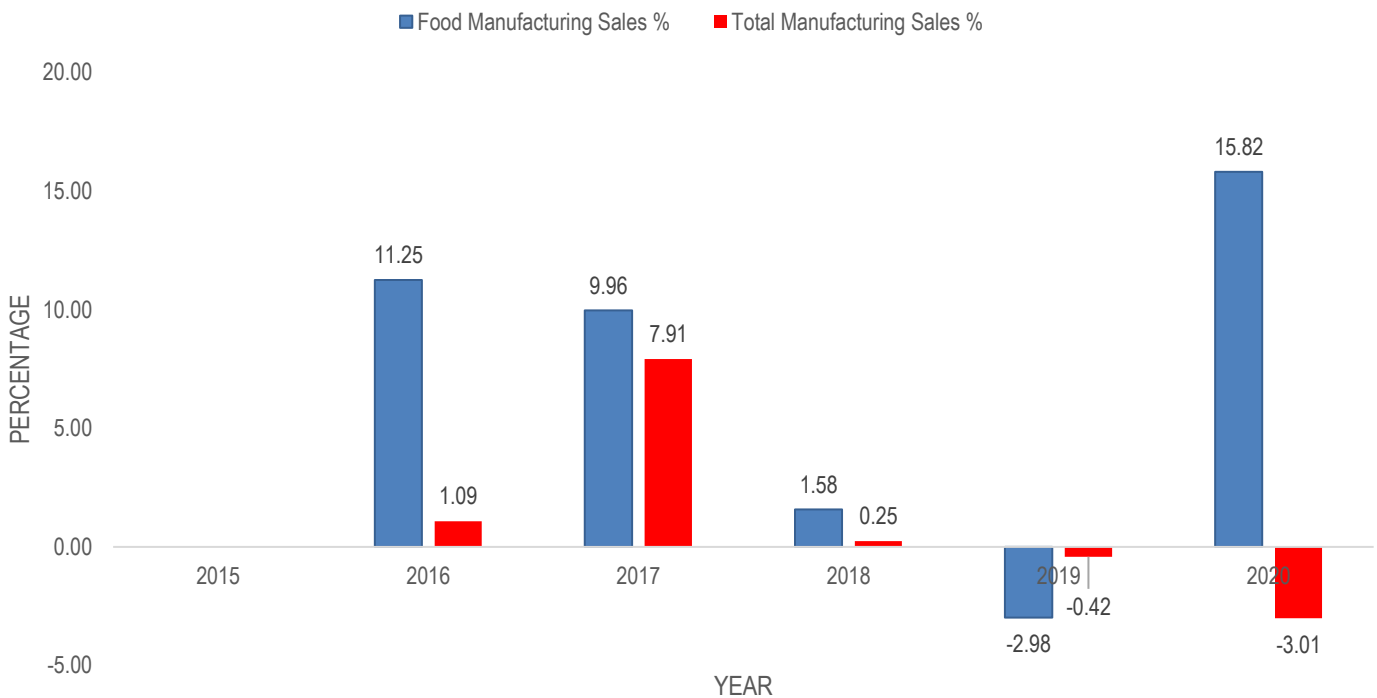
TRENDS IN MANITOBA FOOD MANUFACTURING SALES 2015-2020



Source: Statistics Canada Table 16-10-0048-01

Manitoba Agriculture and Resource Development, 2021-04-12

PERCENTAGE CHANGES IN FOOD MANUFACTURING SALES 2015-2020



Source: Statistics Canada Table 16-10-0048-01

Manitoba Agriculture and Resource Development, 2021-04-12

FOOD MANUFACTURING EMPLOYEES

In 2019, the total number of employees in Manitoba's food manufacturing industries was 10,285. This represented 16.48 per cent of Manitoba's total manufacturing employment of 62,395 for the year. Manitoba's food manufacturing employment represented 4.04 per cent of Canada's total food manufacturing employment.

TOTAL NUMBER OF EMPLOYEES (PEOPLE)

Principal statistics	Canada	Manitoba	Percentage of Manitoba's Contribution to Canada's
Total Manufacturing Employees	1,670,525	62,395	3.74
Food Manufacturing Employees	254,360	10,285	4.04
Food Manufacturing Employees as a Percentage of Total Manufacturing Employees	15.23	16.48	

Source: Statistics Canada 36-10-0480-01

Manitoba Agriculture and Resource Development 2021-04-12

Contact us

- Go to manitoba.ca/agriculture and click on Markets and Statistics
- Email us at industryintelligence@gov.mb.ca
- Follow us on Twitter @MBGovAg