

# MANITOBA ANALYTICS

## Agrifood Export Performance: Fourth Quarter 2020



### Agrifood Export Performance

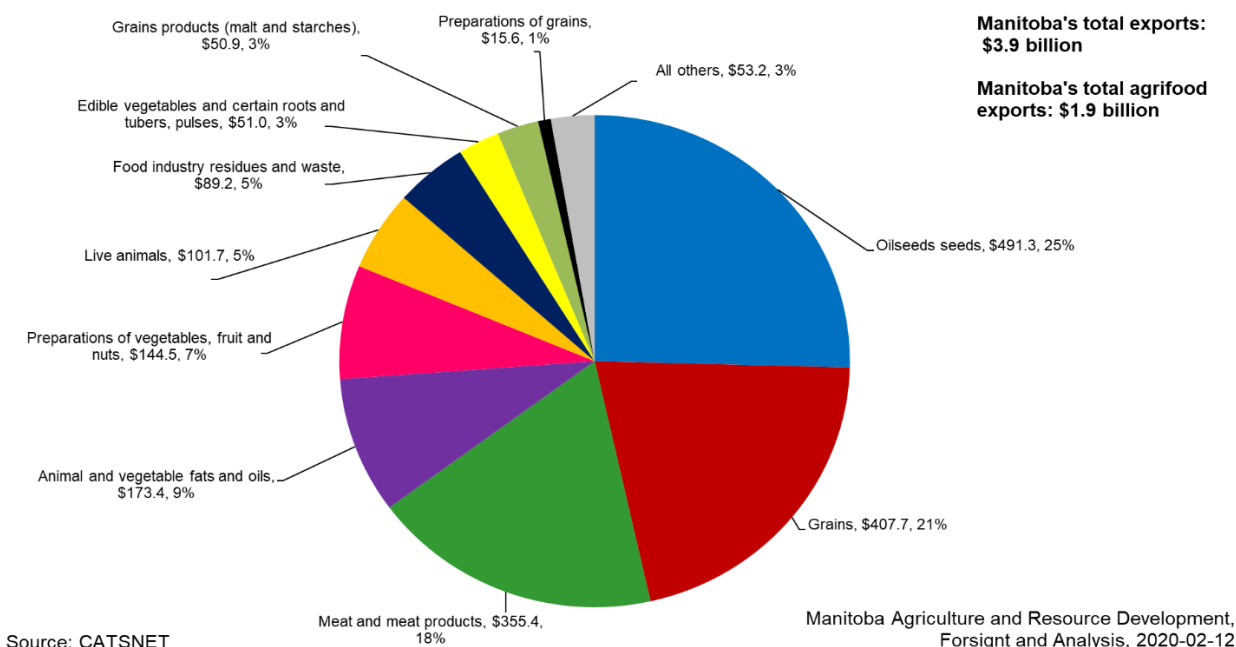
If there is any silver lining in a year that was troubled by the unprecedented COVID-19 pandemic, it could be the remarkable performance of the agrifood sector. At the beginning of the pandemic, the enforcement of swift lockdowns and closures of ports and manufacturing plants affected the global agrifood supply chain, and Manitoba was no exception. However, Manitoba's agrifood exports finished the year 2020 with a solid performance. Year-over-year, Manitoba's agrifood exports increased by 17.1 per cent from \$5.8 billion in 2019 to \$6.8 billion in 2020. During the same period, Manitoba's total international exports decreased by 1.7 per cent.

Manitoba exported about \$1.9 billion worth of agrifood products in the fourth quarter of 2020, an increase of 22.4 per cent compared to the previous quarter. Compared to the fourth quarter in 2019, agrifood exports increased by 33 per cent from \$1.4 billion in the fourth quarter of 2019 to about \$1.9 billion in the fourth quarter of 2020. In the fourth quarter of 2020, agrifood exports accounted for 48.6 per cent of Manitoba's total international exports.

### Top 10 Agrifood Export Commodities and Products

Accounting for 25 per cent of the total exports, oilseeds topped the fourth quarter agrifood exports. Grains and meat followed oilseeds with 21 per cent and 18 per cent export shares respectively. Animal and vegetable fats and oils and preparation of vegetables, mainly frozen potatoes came as the fourth and fifth agrifood exports accounting for nine per cent and seven per cent of the total agrifood exports, respectively. These top five commodities and products constituted 81 per cent of Manitoba's total agrifood exports in the fourth quarter of 2020. The chart below shows the top 10 agrifood export commodities and products in the fourth quarter of 2020.

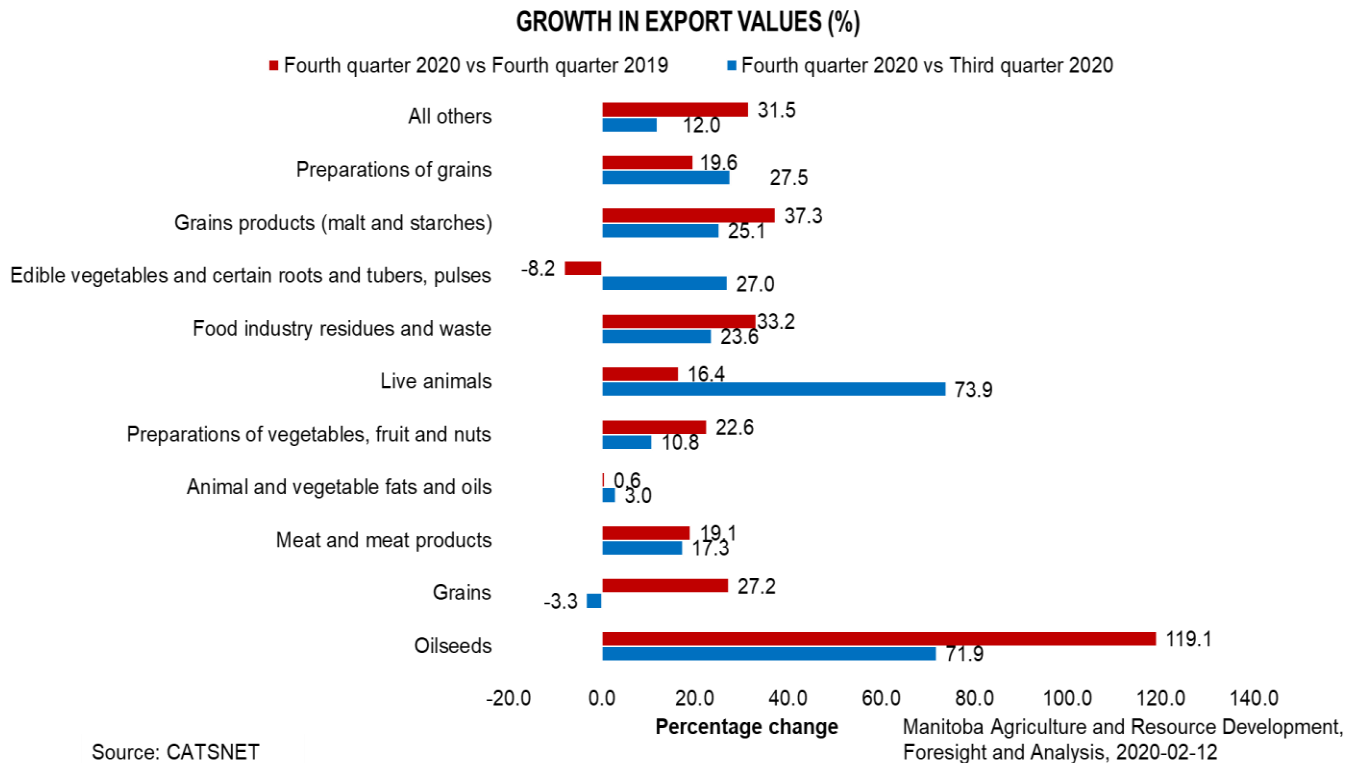
**TOP TEN EXPORT COMMODITIES AND PRODUCTS IN THE FOURTH QUARTER OF 2020 (millions of dollars)**



## Fourth Quarter Export Performance (2020 versus 2019)

Exports of live animals, oilseeds, preparation of grains, edible vegetables and pulses, and grain products showed the largest percentage increases in the fourth quarter of 2020 compared to the previous quarter. Oilseed exports increased by 73.9 per cent, while live animals and preparation of grains increased by 71.6 per cent and 27.5 per cent respectively. Among the top 10 export commodities and products, only grain exports showed a decrease in the fourth quarter of 2020.

Comparing the fourth quarter of 2020 with the same quarter in 2019, oilseeds, grain products, food industry residues and wastes, preparation of grains, meat and meat product exports showed the largest percentage increases. Oilseeds exports increased by about 119 per cent in the fourth quarter of 2020 compared to the same quarter in the previous year. The settlement of trade disputes with China, that has affected canola exports to China in 2019, resulted in a large increase in oilseeds exports to China in 2020.

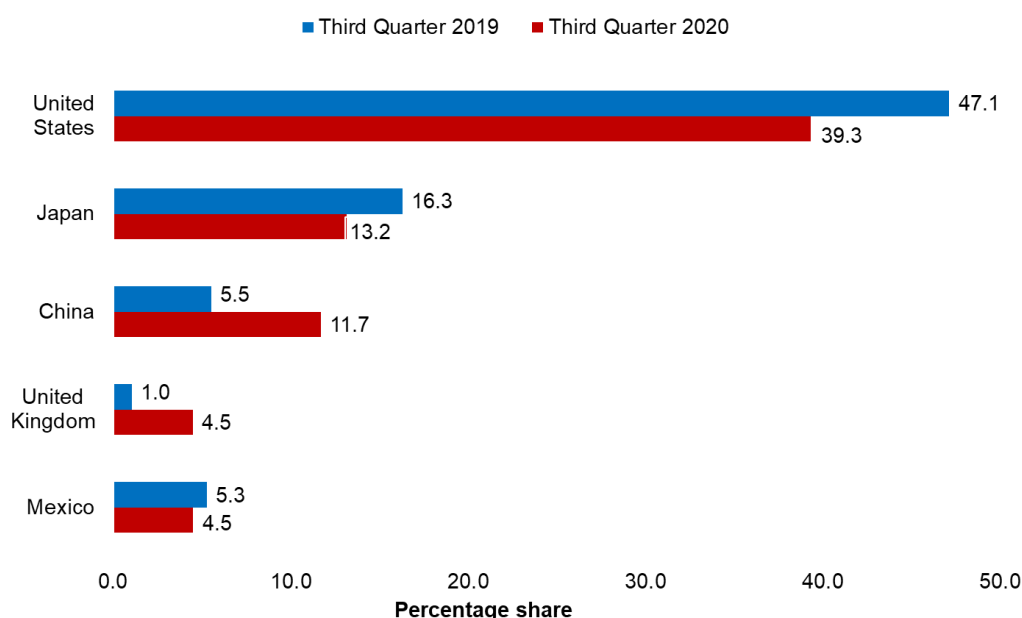


## Top Five Export Destinations

In the fourth quarter, the United States, Japan, China, United Kingdom and Mexico were the top five export destinations for Manitoba's agrifood products. The United Kingdom surpassed Mexico and Indonesia to become the third export destination for Manitoba's agri-food exports in the fourth quarter of 2020. The top five countries accounted for 73.3 per cent of Manitoba's total agrifood exports in the fourth quarter of 2020, 4.3 per cent lower than the previous quarter. The United States' share decreased from 47.1 per cent in the fourth quarter of 2019 to 39.3 per cent in the same quarter in 2020. Japan and China accounted for 13.2 per cent and 11.7 per cent of Manitoba's total agrifood export share in the fourth quarter of 2020 respectively. While Japan's share decreased from 16.3 per cent in the fourth quarter of 2019 to 13.2 per cent in the same quarter in 2020, China's share increased from 5.5 per cent to 11.7 per cent during the same period. The United Kingdom's export share increased from one per cent in the fourth quarter of 2019 to 4.5 per cent in the same quarter of 2020.

The graph below presents the share of the top five export destinations for Manitoba's agrifood exports in the third quarter of 2019 and 2020.

## MANITOBA'S TOP FIVE AGRIFOOD EXPORT DESTINATIONS



Source: CATSNET

Manitoba Agriculture and Resource Development,  
Foresight and Analysis, 2020-02-12

### Main Commodities and Products Exported to the Top Five Export Destinations

The top three export commodities and products exported to the United States in the fourth quarter of 2020 were vegetable fats and oils – mainly canola oil (19.2 per cent), preparation of vegetables, fruits and nuts – mainly frozen potatoes (18.3 per cent), and live animals (13.3 per cent). These three commodities and products constituted 50.8 per cent of the total agrifood exports to the United States in the fourth quarter of 2020. The top three agrifood exports to Japan were meat and meat products – mainly pork and pork products (64.7 per cent), oilseeds – mainly canola (21.7 per cent), and grains (11.5 per cent). These three commodities and products accounted for 97.9 per cent of the agrifood exports to Japan. Grains – mainly wheat (34.6 per cent), oilseeds – mainly canola (32.7 per cent), and meat and meat products – mainly pork (31.8 per cent) constituted 99.1 per cent of the total export values to China. The top three commodities and products exported to the United Kingdom were oilseeds (81.6 per cent), grains (11.8 per cent) and edible vegetables (6.5 per cent). Vegetable fats and oils – mainly canola oil (27.6 per cent), meat and meat products – mainly pork and pork products (20.5 per cent), and grains (13.8 per cent) were the top three exports to Mexico. While exports to the United States and Mexico remained relatively diverse, exports to Japan, China and the United Kingdom were highly concentrated on meat, canola and wheat.

### Contact us

- Go to [manitoba.ca/agriculture](http://manitoba.ca/agriculture) and click on Markets and Statistics
- Email us at [industryintelligence@gov.mb.ca](mailto:industryintelligence@gov.mb.ca)
- Follow us on Twitter @MBGovAg