

Issue 3 – May 23, 2024

Manitoba Potato Report



[Seasonal Reports](#) [Weekly Weather Maps](#) [Potato Production](#)

Provincial Summary

- Over 85 to 90% of potato acres have been planted in Manitoba, ranging from 25 to 100% for various farms.
- Due to rain, planting has been interrupted again for quite a few days in some areas.
- Regular weekly reports and other features will be provided, including late blight risk forecasts, updates on disease and insect pests on potatoes, and control recommendations. All reports and information will also be available at <http://www.mbpotatoes.ca/index.cfm>.

Ag Weather Data

Precipitation and Soil Moisture

- The top 30 cm was still generally wet in the potato growing areas by May 20 (Fig. 1), which is slightly drier than previous week. The 0-120 cm depths show more areas that are optimal or dry in different potato areas (Fig. 2). <https://www.gov.mb.ca/agriculture/weather/pubs/soil-moisture-30cm.pdf> and <https://www.gov.mb.ca/agriculture/weather/pubs/soil-moisture-120cm.pdf>.
- Precipitation (mm) in the first three weeks of May was above normal in almost all of the province (Fig. 3), and the potato growing areas receiving above normal rains, ranging from 120% (Altona) to 245% (Bagot) in the selected sites being tracked (Table 1) <http://www.gov.mb.ca/agriculture/weather/pubs/percent-normal-precipitation.pdf>. According the Ag Canada weather forecast rains are forecast from May 24 to 27th.

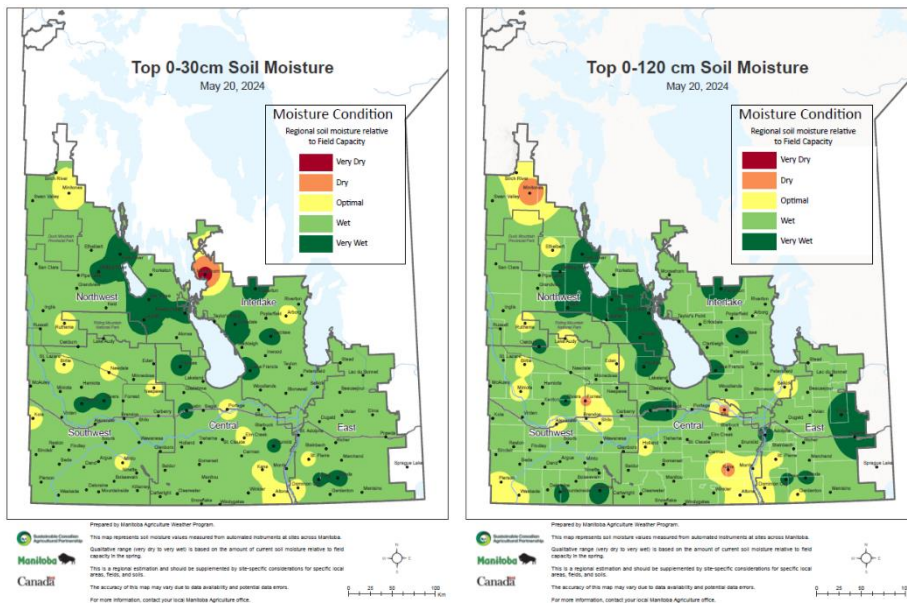


Fig. 1 (left): 0-30 cm depth and Fig. 2 (right): 0-120 cm depths: show generally wet current (May 20) soil moisture conditions relative to field capacity. Deeper profile was less wet.

Report compiled by Dr. Vikram Bisht
Potato and Horticulture Crop Pathologist, Manitoba Agriculture
[Subscribe](#) to the weekly Potato Report

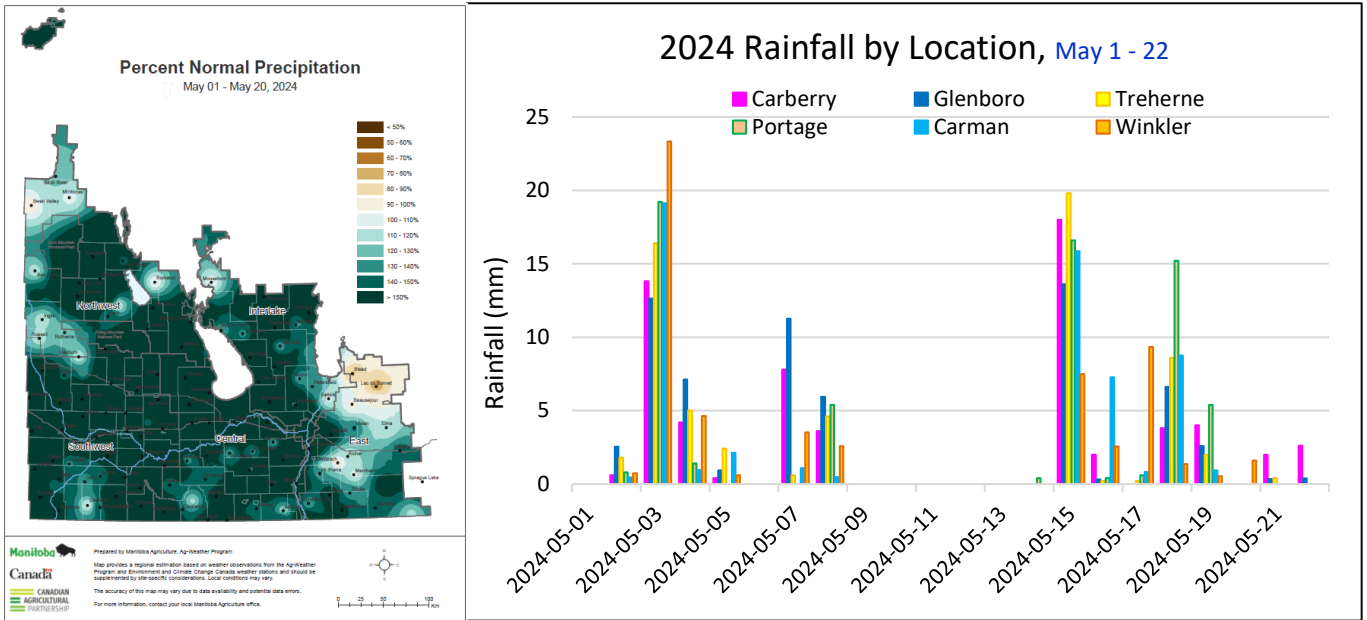


Fig. 3 (left). Precipitation (mm) in the first three weeks of May (May 1-20) was 120 to 245% above normal in selected potato sites. Almost all of Manitoba had above normal rainfall. Fig. 4 (right) – Rains on May 15, 18 and 19 has led to wet fields in some areas, and have disrupted planting.

Temperatures – Air and Soil

- Last week (May 13-20) accumulated a lot of heat units, resulting in GDD ranging from 90 to >120% of normal for May 1 to 20 (Fig. 5, 6). <https://www.gov.mb.ca/agriculture/weather/pubs/percent-normal-gdd.pdf>. The GDD accumulation in the week was lower than last week with daytime high temperatures ranging from 23.6 (Rivers) to 27.6°C (Winkler) (Table 1) and overnight lows ranging from -2.7 (Treherne) to 1.3°C, (Winkler). Air temperatures are okay for planting, but rains on May 15, 18 and 19 have interrupted planting.

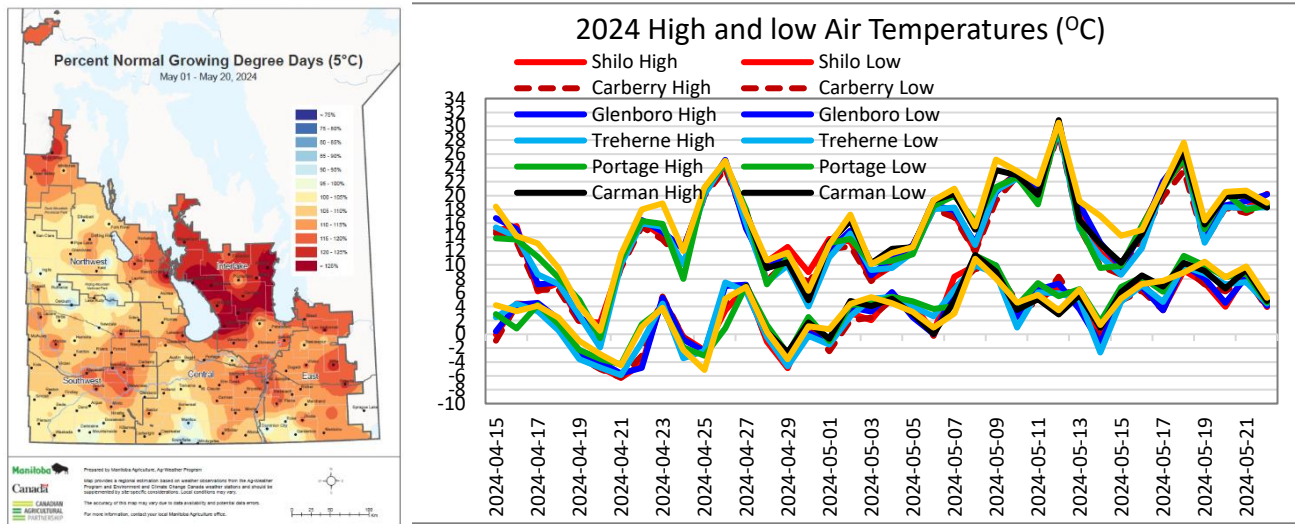


Fig. 5 (left) Growing Degree Days (GDD base 5) in the first two weeks of May has gone above normal, ranging from 90 to 125% of normal at different weather stations. Fig. 6 (right) After a cool early May, the 2nd and 3rd weeks were warmer. Rains have cooled the temperature in towards end of 3rd of week.

- Soil temperatures at 5 cm depths ranged from nearly 11 (Portage) to 15.4 °C (Carman) at different sites (Fig. 7). Temperatures were slightly cooler at the 20 cm depths, ranging from 8.9 (Portage) to 14 °C (Carman) (Fig. 8). The 2024 soil temperatures at 5 cm and 20 cm were warmer than at the same time in 2023, so a quicker emergence of potatoes could be expected.

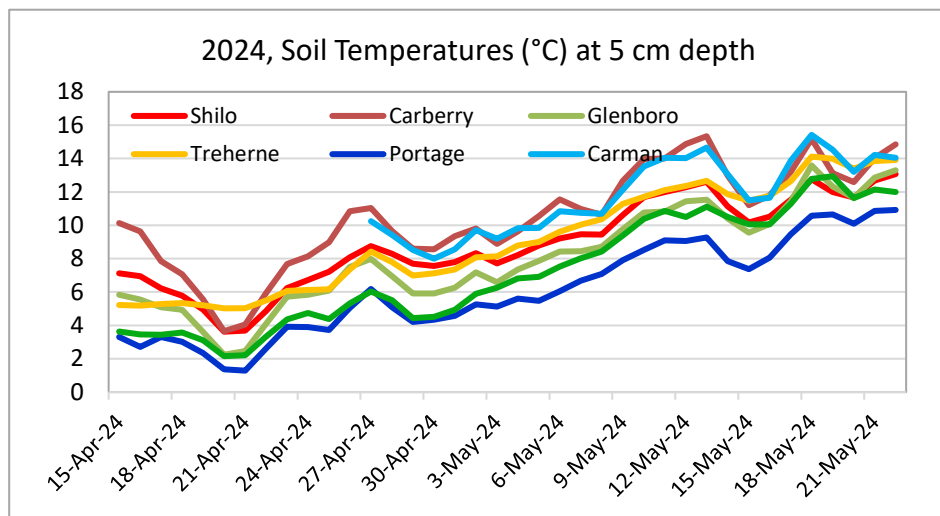


Fig. 7 (top). Soil temperatures at 5 depths and Fig. 8 (bottom) 20 cm depths at selected sites show a steady increase, but a short dip around May 20.

The 5 cm depths are warmer than 20 cm depths as expected.

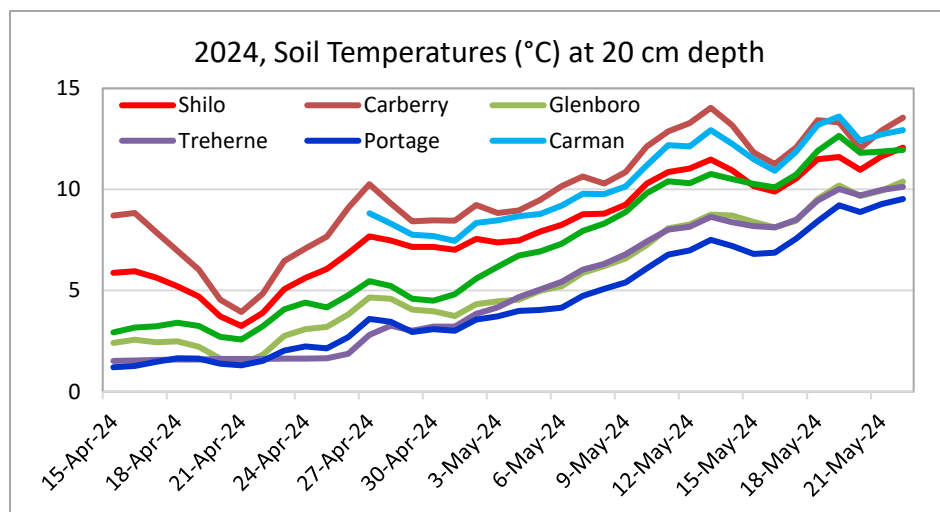


Table 1. Manitoba Agriculture Weather Data – May 13-20

| Region | Max Temp (°C) | Min Temp (°C) | Rain (mm) for the week | Rain (mm) (Since May 1) | 2024 Rainfall (% of normal) May 1-20 | 2023 Rainfall (% of normal) May 1 - 23 | 2022 Rainfall (% of normal) May 1 - 23 |
|---------------|--------------------------------|---------------|------------------------|-------------------------|--------------------------------------|--|--|
| Altona | 26.7 | 0.5 | 10.7 | 43 | 120 | 23 | 115 |
| Austin | 24.9 | -0.3 | 41.3 | 66 | 217 | 29 | 230 |
| Bagot | 24.9 | -1.7 | 45.2 | 75 | 245 | 47 | 223 |
| Carberry EC | Data not available for 3 weeks | | | | | 21 | 180 |
| Carman | 26.3 | 0.9 | 33.4 | 57 | 167 | | 125 |
| Cypress River | 26.1 | -1.6 | 33.2 | 73 | 177 | 24 | 166 |
| Glenboro | 26.0 | -1.4 | 23.3 | 64 | 169 | 29 | 161 |
| Holland | 26.3 | -1.2 | 26.3 | 54 | 131 | 23 | 163 |

| | | | | | | | | |
|------------|--------------------------------|------|------|----|-----|----|-----|-----|
| Morden | Data not available for 3 weeks | | | | | | 41 | 105 |
| Portage EC | 25.1 | 0.8 | 32.2 | 54 | 176 | 56 | 221 | |
| Rivers | 23.6 | 0.4 | 26.5 | 62 | 223 | 38 | - | |
| Shilo | 25.0 | -0.4 | 23.6 | 66 | 186 | 29 | 189 | |
| St. Claude | 24.8 | 0.9 | 27.3 | 51 | 133 | 35 | 131 | |
| Treherne | 25.5 | -2.7 | 30.2 | 58 | 150 | 28 | 131 | |
| Wawanesa | 25.5 | -1.8 | 25.5 | 81 | 229 | 31 | 168 | |
| Winkler | 27.6 | 1.3 | 22.6 | 58 | 145 | 28 | 103 | |

For more Manitoba weather information, visit: www.gov.mb.ca/agriculture/weather

- The week (May 13-20) had 10.7 (Altona) to 45.2 mm (Bagot) of rainfall, mostly on May 18 and 19 (Table 1). The cumulative rainfall in the first three weeks of May has been slightly above normal for the period, and much higher than below normal rains of 2023 for the same period.

Crop Progress

- Potato planting in the western side of the province is currently 95% complete, with a few heavy soil wet fields left. Central potato growing areas are around 25-95% complete. The southern part of the province is 60% to nearly 100% planted.
- Overall, Manitoba's potato planting is more than 85-90% complete. The week had 2-3 rainy days (May 18-20) and made the wet fields with heavy soils even harder to plant.
- Most of the seed planted was of high quality with very little rot. Soft rot and dry rot was found in some seed lots. Seed size profile for 2024 planting was generally smaller than last year's.
- Early planted fields (April 22) have just started emerging (May 21) (Fig 9).



Fig. 9. In 2024, it has taken 4 weeks for first planted (April 22) potatoes to show emergence (May 21). Photo courtesy: Orla Sheridan (Shilo Farms). There is good moisture and temperature for quick emergence in other fields.

- There is a forecast for a few rainy days in the coming 10 days (especially Friday May 24 to Monday May 27) in many areas of Manitoba. Rainfall forecast to be around 30-50 mm in some areas.
- Late blight risk maps, P-Days, and SprayCast maps will be available at <http://www.mbpotatoes.ca/index.cfm>.

Growers and industry stakeholders, please report or submit for diagnosis, any disease or insect observations of importance. If you suspect late blight in your area, please contact vikram.bisht@gov.mb.ca